

# Beyond standard application


The CUT 6062 fully automated precision microtome is the basis for virtually any application where sectioning is involved. Together with add on equipment such as the MTR bench top quickfreezing unit, the applications go even beyond common room temperature.

For the microtome workplace

Slidetec WATER  
Water bath



Slidetec HEAT  
Slide warmer



**SLEE** medical

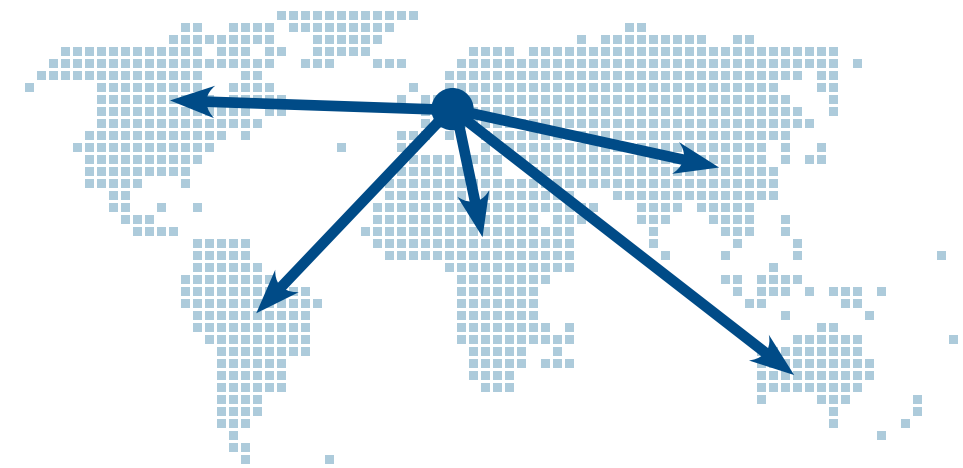
# CUT 6062

Fully automatic rotary precision microtome



Cooperation with distribution partners all over the globe.

- Africa
- Asia
- Australia
- Europe
- Middle East
- North America
- South America



SLEE medical GmbH

Lise-Meitner-Strasse 11  
55129 Mainz · Germany

Tel. +49 6131 95871-0  
Fax +49 6131 95871-722

mail@slee.de  
www.slee.de

**SLEE** medical

- High precision
- Motorized sectioning
- Ergonomic design
- Wide range of accessories

DESIGN AND MANUFACTURING  
MADE IN GERMANY





External control panel CUT 6062



MTR Bench top quickfreezing unit

## CUT 6062

### Fully automatic rotary precision microtome

The SLEE medical fully automatic rotary precision microtome CUT 6062 was designed for all applications in routine, research or industry. Years of experience and customer input have contributed to create one of the best fully automatic microtomes being available. The CUT 6062 combines highest precision with user friendliness as well as best comfort. The motorized sectioning combined with innovative features and accessories make the CUT 6062 unique. As with all SLEE medical microtomes, the CUT 6062 comes with a complete set of standard components, ready to be used out of the box and a wide range of accessories to customize where needed.

#### Highlights

- Motorized trimming up to 750 µm, programmable
- Motorized advance (2 speeds) / return of specimen
- Hand wheel lock in any position
- High efficient motorized sectioning (section window / variably adjustable cutting speeds)
- 2 Specimen feed memory positions
- Intuitive control panel
- Variable retraction
- Section counter (Stroke/Distance)
- Ergonomic design
- Spacious, integrated section waste tray
- Wide range of accessories

#### Microtome

Section thickness range:	0.5 – 100 µm
Section thickness settings	0.5 – 2 µm in 0.5-µm steps 2 – 20 µm in 1-µm steps 20 – 50 µm in 2-µm steps 50 – 100 µm in 5-µm steps
Horizontal advance	28 mm
Vertical stroke	60 mm
Trimming thickness	0.5 – 750 µm
Specimen retraction	0 – 200 µm selectable
Specimen orientation	± 8 °
Dimension (DxWxH)	610 x 480 x 350 mm
Weight	34 kg

#### Standard components

Basic instrument
Object orientation
Universal cassette clamp
3-component disposable blade holder
Waste tray
Disposable blades (50pcs.)
Foot switch for motor drive
Operation Manual
Dust cover

CUT 6062

Art. No.: #10080001

#### Precise orientation

The specimen orientation on the x and y axes allow a fast alignment of the specimens towards the required position.




#### Flexible

Full choice with the 3-component blade holder or standard knife holder and the multiple clamps for basically any kind of specimen. Also changeable position of the clamping levers and blade ejector from left to right.



#### Section waste tray

The large waste tray fits nicely to the body and collects the waste during sectioning. Disposal is easy and fast.



#### All in sight

All settings can be easily seen and monitored in the LCD display being in height of the eyes of the user at the front side of the CUT 6062.



#### Safety

The easy running handwheel can be locked in any position, giving highest safety to the user and protection to the specimen. The blade holder features a finger protection system for increased safety.



#### Comfort

To further increase the comfort of using the CUT 6062, it comes with a foot switch as standard delivery.



#### Organized

All tools needed for sectioning can be placed on the special area on top of the microtome housing. This allows fast and fatigue free working.



#### Intuitive use

Having a variety of features sometimes ends up in difficult usage. Not with the CUT 6062 which can be easily set via the intuitive control panel.



#### Best sight

To make even small biopsy samples visible, the CUT 6062 can be equipped with a magnifier with illumination.



#### Perfect fit

The best microtome is nothing without the perfect blade. At SLEE medical we offer high as well as low profile blades, fitting perfectly to the CUT 6062.



#### Easy to clean

The usage of paraffin leads to the need to clean the microtome. The CUT 6062 design helps to make cleaning as easy as possible.



#### Ergonomics

The CUT 6062 has been created with the user in mind. So, ergonomic is just as important as the section quality. Just take the external control panel, which can be placed on either side of the microtome.



#### Accessories

External control panel CUT 6062	#10090051
Magnifier with illumination	#10090060
3-component disposable blade holder (tungsten carbide blades)	#10090041
Standard Object clamp, fixed	#10090026
MTR Bench top quickfreezing unit	#10164000
Super-Mega-Cassette Clamp, fixed	#10090021
Super-Mega-Cassette Clamp, orientable	#10090027
Foil clamp	#10090025
Dissection needle	#30030095
Prism (Set)	#10090017
Tungsten carbide blades (1 pcs.)	#28406000
More on request	