

Ventilator Set-up Guide

For use with the F&P 850™ System



Humidity is critical to human respiratory health and wellbeing. Like a bridge between physiology and engineering, our world-leading humidification technology emulates the natural balance of temperature and humidity in healthy human lungs. Fisher & Paykel Healthcare humidification systems are designed for wide compatibility with mechanical ventilators and other flow sources, allowing clinicians to deliver optimal humidity safely and effectively to patients.

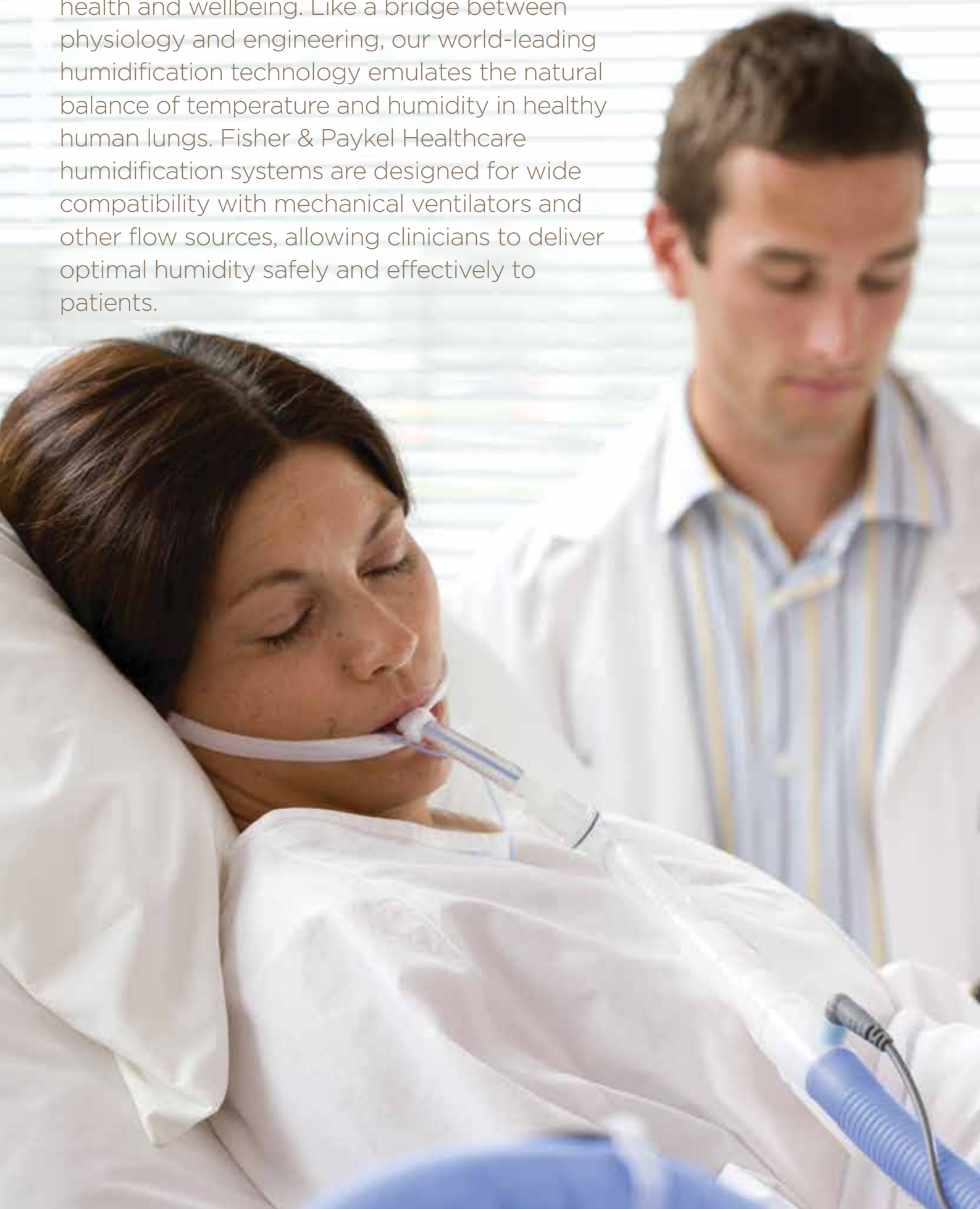


TABLE OF CONTENTS

Ventilators - Adult

| | | |
|------------------------|------------------------|----|
| Dräger | Carina | 6 |
| | CF800 | 6 |
| | Evita 2 Dura | 7 |
| | Evita 4 | 7 |
| | Evita XL | 8 |
| GE | Carestation | 9 |
| | Centiva/5 | 9 |
| Hamilton | C2 | 10 |
| | G5 | 10 |
| | Galileo | 11 |
| | Raphael | 11 |
| Maquet | Servo 300A | 12 |
| | Servo 900C | 12 |
| | Servo i | 13 |
| | Servo s | 13 |
| Newport | Breeze E100M | 14 |
| | Breeze E150 | 14 |
| | Wave E200 | 15 |
| | Wave E360 | 15 |
| Puritan Bennett | 7200 | 16 |
| | 740 | 16 |
| | 760 | 17 |
| | 840 | 17 |
| Respironics | BiPAP Focus | 18 |
| | BiPAP Harmony | 18 |
| | BiPAP Synchrony | 19 |
| | Trilogy 100/202 | 19 |
| | Caradyne Whisperflow 2 | 20 |
| | Esprit | 20 |
| | BiPAP Vision | 21 |
| V60 | 21 | |
| Viasys | Avea | 22 |
| | Sensormedics 3100B | 22 |
| | TBird Legacy | 23 |
| | Vela | 23 |

Ventilators - Infant

| | | |
|------------------------|--------------------|----|
| Dräger | Babylog 8000 Plus | 26 |
| | Evita 2 Dura | 26 |
| | Evita 4 | 27 |
| | Evita XL | 27 |
| Hamilton | Arabella | 28 |
| Maquet | Servo 300A | 29 |
| | Servo 900C | 29 |
| | Servo i | 30 |
| | Servo s | 30 |
| Newport | Breeze E150 | 31 |
| Puritan Bennett | 840 | 32 |
| Sechrist | Millennium | 33 |
| SLE | 2000 | 34 |
| | 2000 HFO | 34 |
| | 5000 | 35 |
| Viasys | Avea | 36 |
| | Bear Cub 750 PSV | 36 |
| | Bird VIP | 37 |
| | Infant Flow SiPAP | 37 |
| | Sensormedics 3100A | 38 |

Components

| | |
|--|----|
| Humidifier Mounting Brackets | 40 |
| Waterbag Poles & Brackets | 42 |
| Heater Wire Adaptors, Temperature/Flow Probes, Filters | 43 |
| Accessories | 44 |

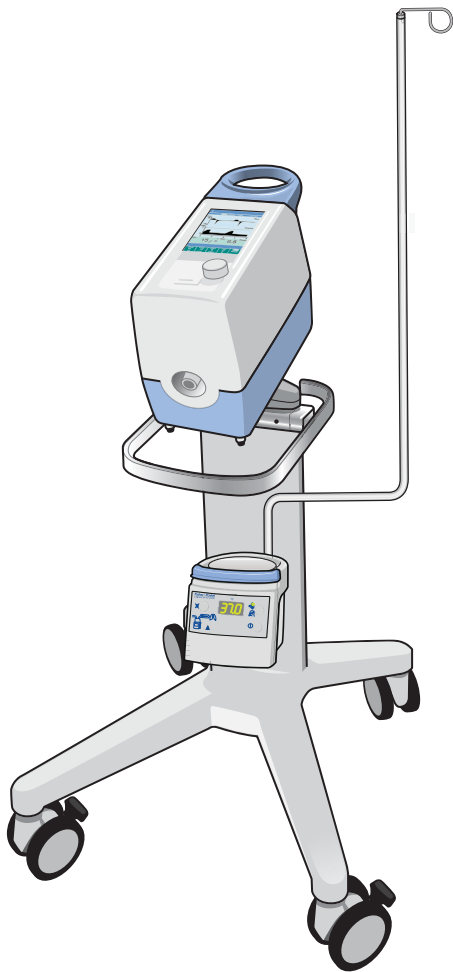
Components Selection Guide

| | |
|--|----|
| Components Required – Adult Ventilators | 46 |
| Components Required – Infant Ventilators | 48 |

Ventilators | Adult

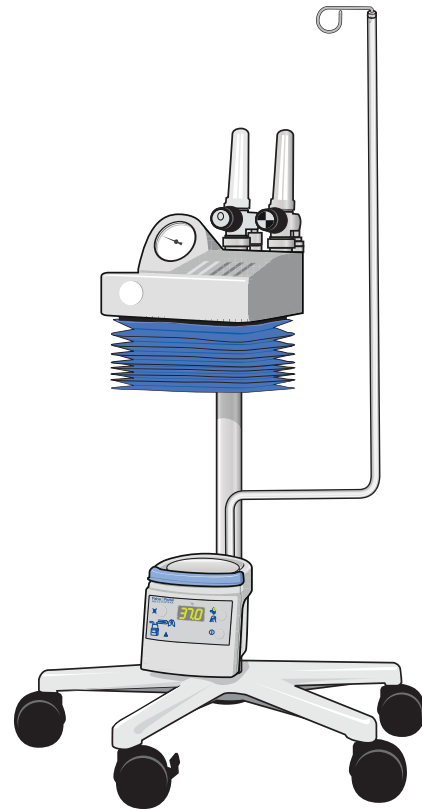
The image features a solid dark blue background. In the upper right quadrant, the text "Ventilators | Adult" is displayed in a white, bold, sans-serif font. Below the text, there is a large, abstract graphic composed of several overlapping, wavy, organic shapes in various shades of blue and white, creating a sense of movement and depth.

CARINA



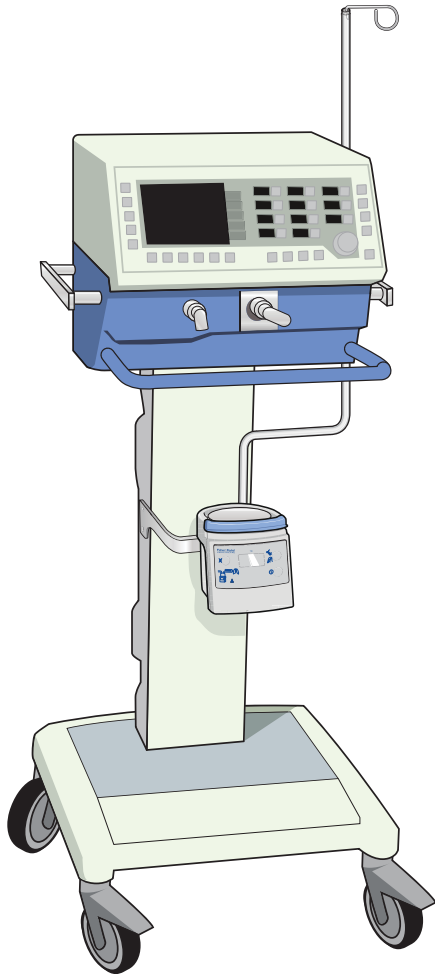
- Attach mounting bracket 900MR088 to the Dräger Carina Ventilator stand.
- Twist waterbag pole 900MR290 into mounting bracket 900MR088.
- Mount the MR850 Humidifier onto mounting bracket 900MR088.

CF800



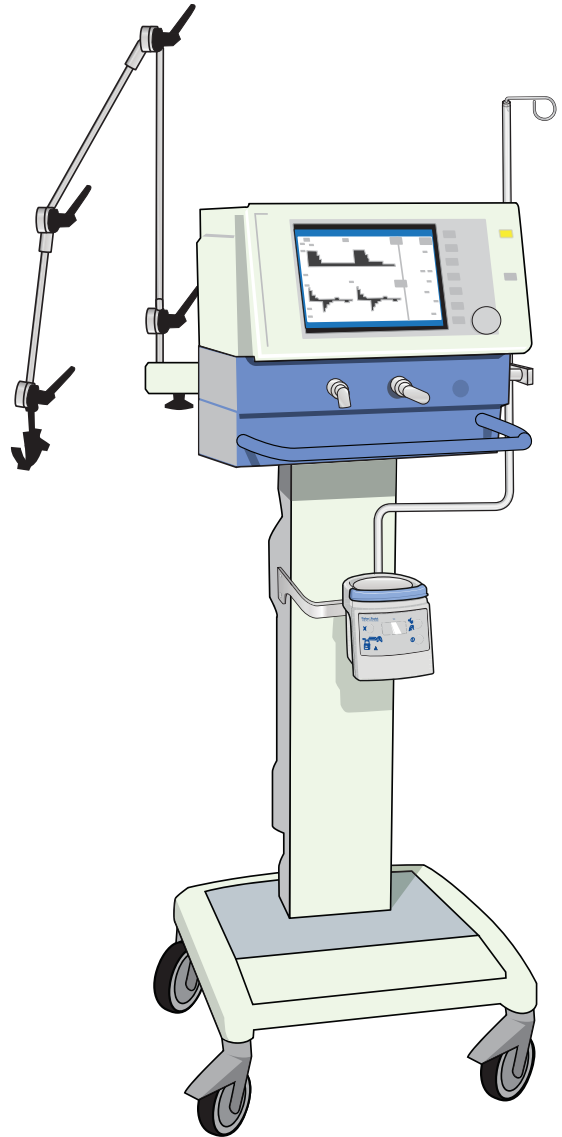
- Attach mounting bracket 900MR030 to the Dräger CF800 Ventilator stand.
- Twist waterbag pole 900MR290 into waterbag pole bracket 900MR087.
- Attach waterbag pole bracket 900MR087 to mounting bracket 900MR030.
- Mount the MR850 Humidifier onto mounting bracket 900MR030.

EVITA 2 DURA



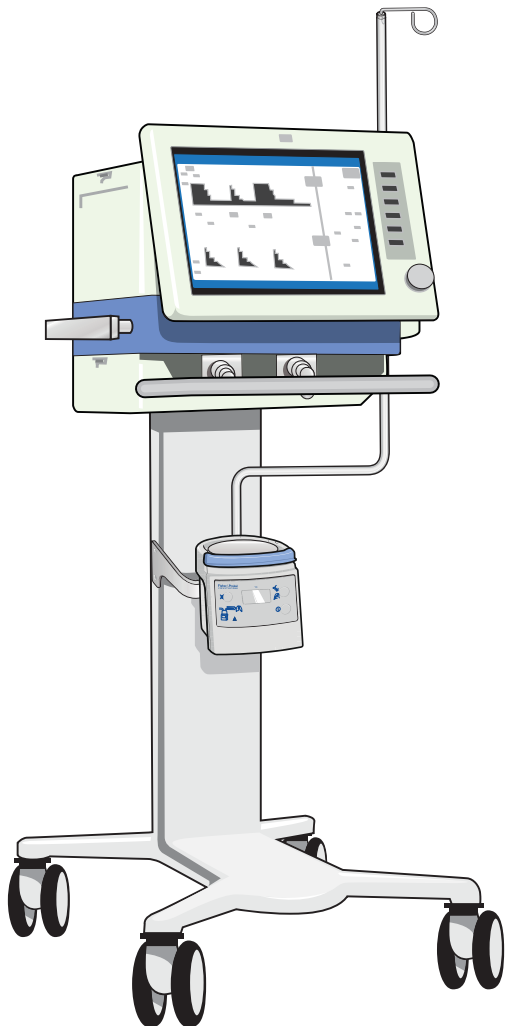
- Attach mounting bracket 900MR305 to the Dräger Evita 2 Dura Ventilator stand.
- Twist waterbag pole 900MR290 into mounting bracket 900MR305.
- Mount the MR850 Humidifier onto mounting bracket 900MR305.

EVITA 4



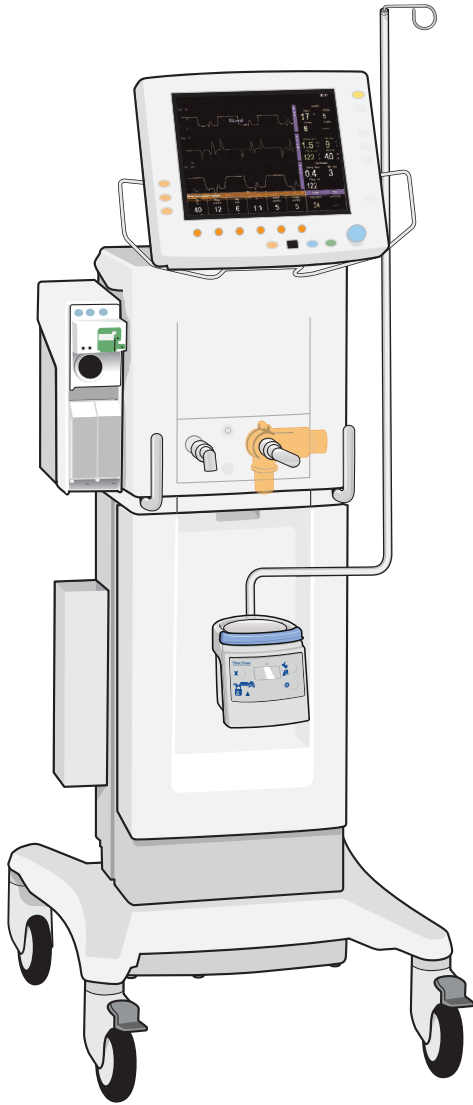
- Attach mounting bracket 900MR305 to the Dräger Evita 4 Ventilator stand.
- Twist waterbag pole 900MR290 into mounting bracket 900MR305.
- Mount the MR850 Humidifier onto mounting bracket 900MR305.

EVITA XL



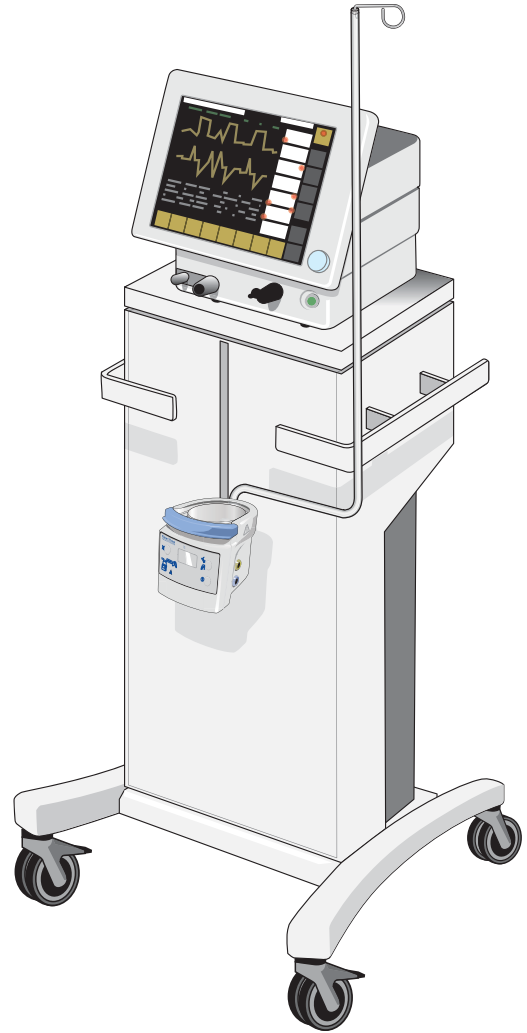
- Attach mounting bracket 900MR305 to the Dräger Evita XL Ventilator stand.
- Twist waterbag pole 900MR290 into mounting bracket 900MR305.
- Mount the MR850 Humidifier onto mounting bracket 900MR305.

CARESTATION



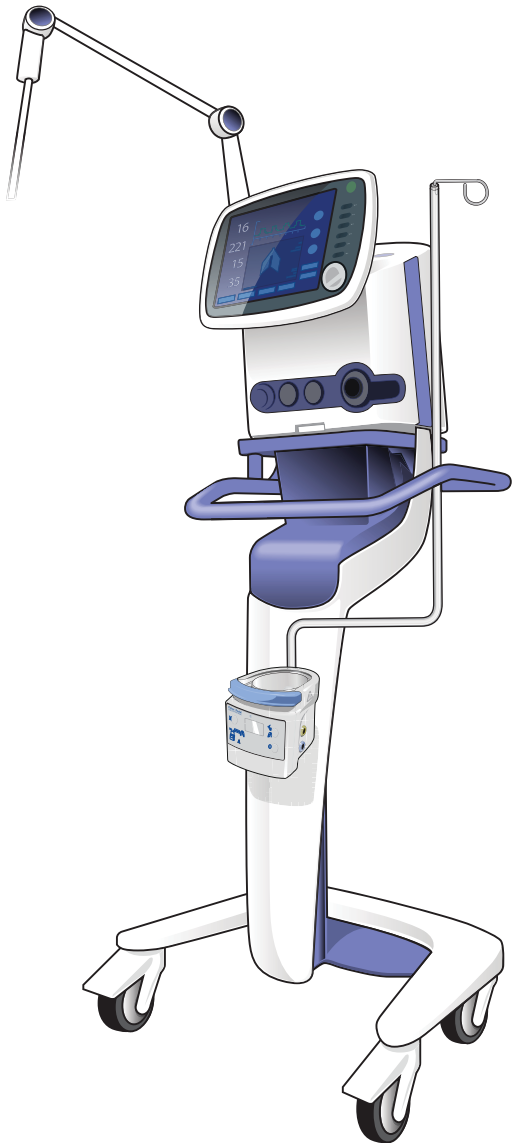
- Attach mounting bracket 900MR088 to the GE Carestation Ventilator stand.
- Twist waterbag pole 900MR290 into mounting bracket 900MR088.
- Mount the MR850 Humidifier onto mounting bracket 900MR088.

CENTIVA/5



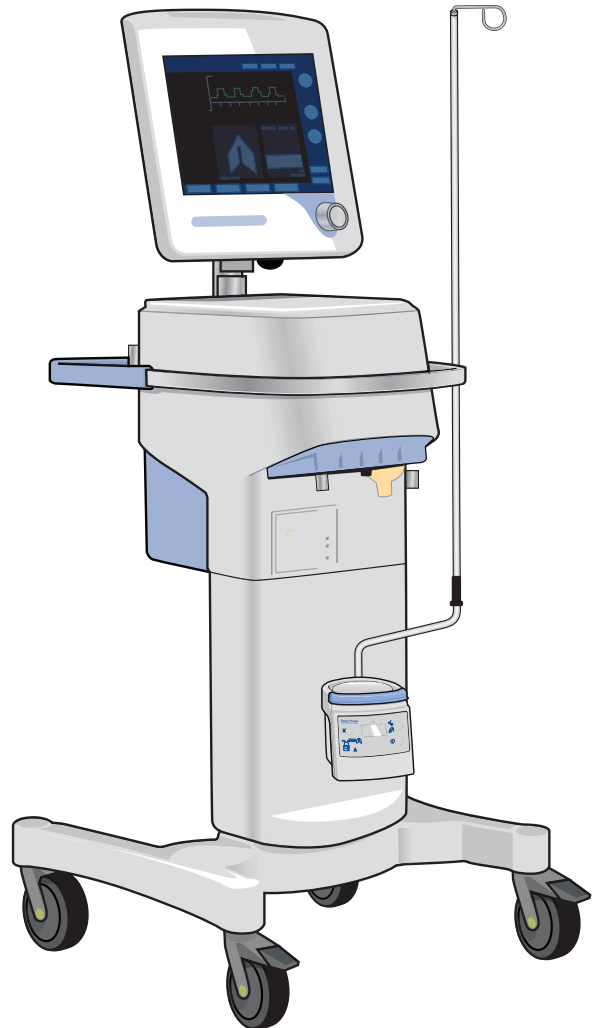
- Attach mounting bracket 900MR088 to the GE Centiva/5 Ventilator stand.
- Twist waterbag pole 900MR290 into mounting bracket 900MR088.
- Mount the MR850 Humidifier onto mounting bracket 900MR088.

C2



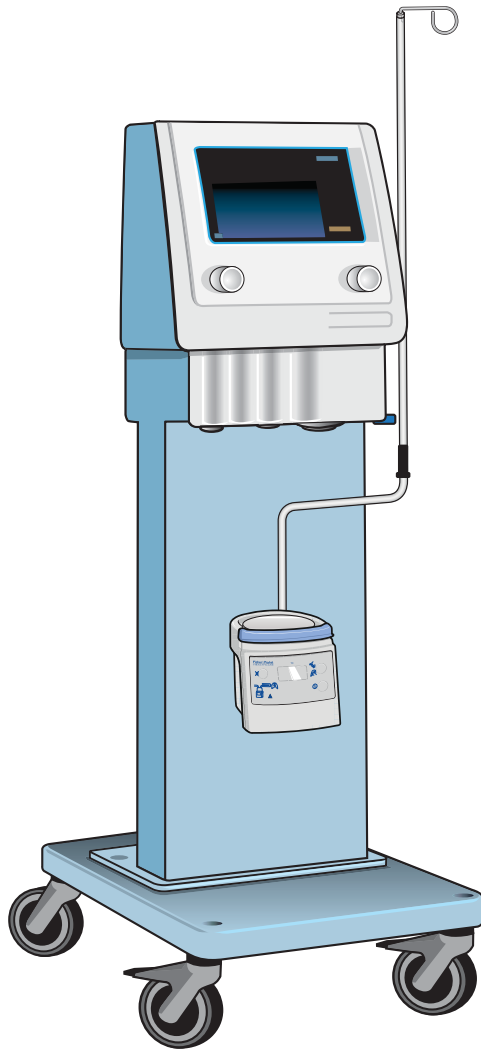
- Twist waterbag pole 900MR290 into waterbag pole bracket 900MR087.
- Attach waterbag pole bracket 900MR087 to the mounting bracket on the Hamilton C2 Ventilator stand.
- Mount the MR850 Humidifier onto the mounting bracket.

G5



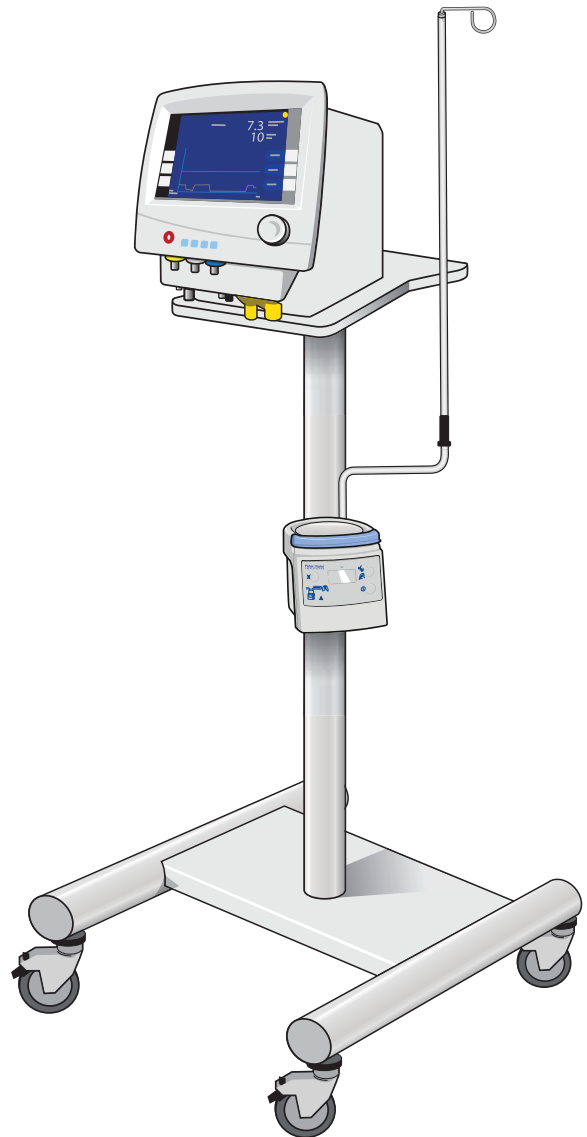
- Twist waterbag pole 900MR290 into waterbag pole bracket 900MR087.
- Attach waterbag pole bracket 900MR087 to the mounting bracket on the Hamilton G5 Ventilator stand.
- Mount the MR850 Humidifier onto the mounting bracket.

GALILEO




- Twist waterbag pole 900MR290 into waterbag pole bracket 900MR087.
- Attach waterbag pole bracket 900MR087 to the mounting bracket on the Hamilton Galileo Ventilator stand.
- Mount the MR850 Humidifier onto the mounting bracket.

RAPHAEL




- Attach mounting bracket 900MR030 to the Hamilton Raphael Ventilator stand.
- Twist waterbag pole 900MR290 into waterbag pole bracket 900MR087.
- Attach waterbag pole bracket 900MR087 to mounting bracket 900MR030.
- Mount the MR850 Humidifier onto mounting bracket 900MR030.

SERVO 300A



- Attach mounting bracket 900MR303 to the Maquet Servo 300A Ventilator stand.
- Twist waterbag pole 900MR290 into mounting bracket 900MR303.
- Mount the MR850 Humidifier onto mounting bracket 900MR303.

SERVO 900C



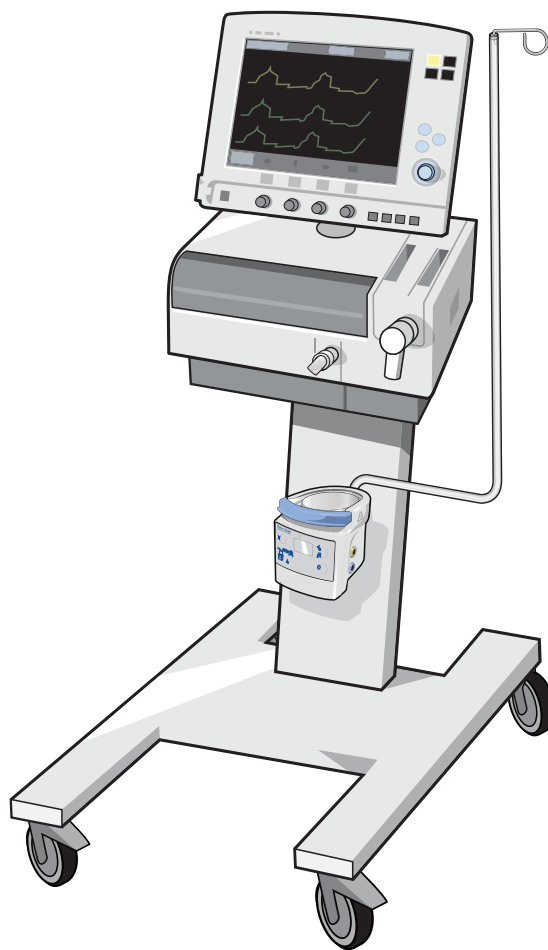
- Attach mounting bracket 900MR303 to the Maquet Servo 900C Ventilator stand.
- Twist waterbag pole 900MR012 into mounting bracket 900MR303.
- Mount the MR850 Humidifier onto mounting bracket 900MR303.

SERVO i



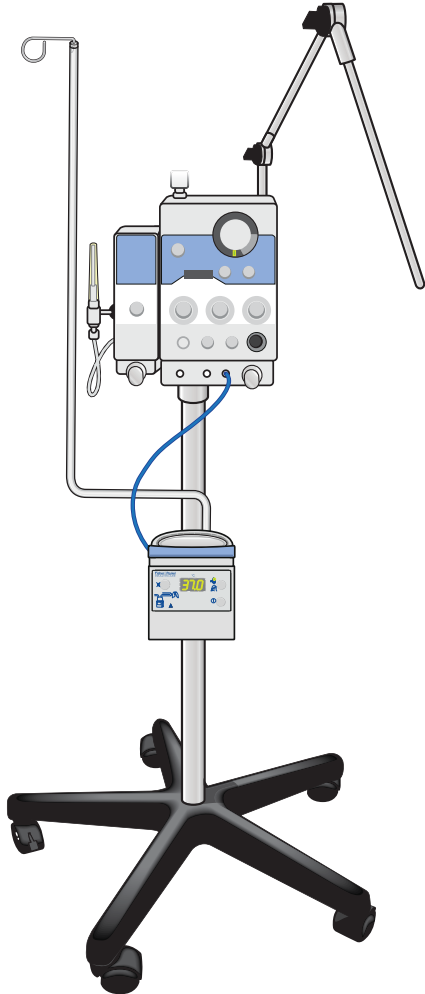
- Attach mounting bracket 900MR303 to the Maquet Servo i Ventilator stand.
- Twist waterbag pole 900MR012 into mounting bracket 900MR303.
- Mount the MR850 Humidifier onto mounting bracket 900MR303.

SERVO s



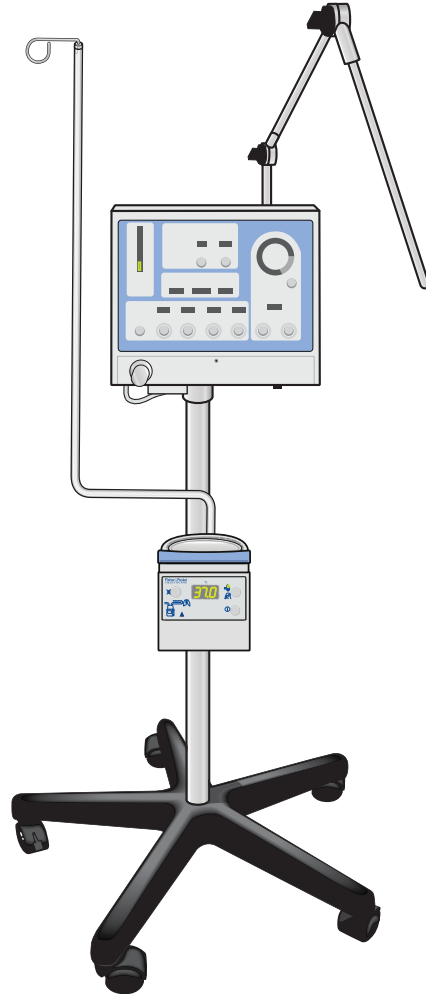
- Attach mounting bracket 900MR088 to the Maquet Servo s Ventilator stand.
- Twist waterbag pole 900MR290 into mounting bracket 900MR088.
- Mount the MR850 Humidifier onto mounting bracket 900MR088.

BREEZE E100M



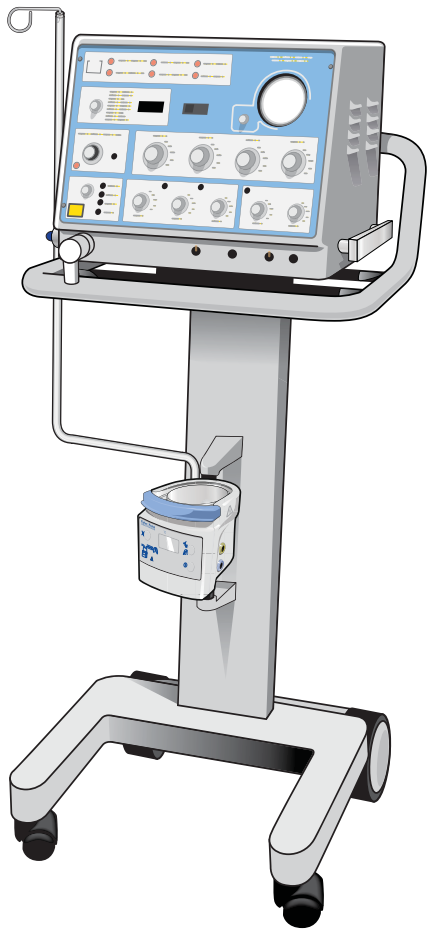
- Attach mounting bracket 900MR030 to the Newport Breeze E100M Ventilator stand.
- Twist waterbag pole 900MR290 into waterbag pole bracket 900MR087.
- Attach waterbag pole bracket 900MR087 to mounting bracket 900MR030.
- Mount the MR850 Humidifier onto mounting bracket 900MR030.

BREEZE E150



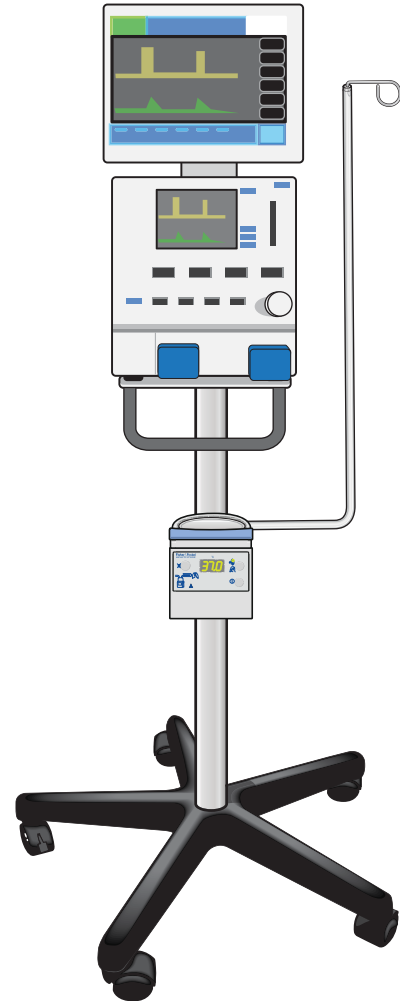
- Attach mounting bracket 900MR030 to the Newport Breeze E150 Ventilator stand.
- Twist waterbag pole 900MR290 into waterbag pole bracket 900MR087.
- Attach waterbag pole bracket 900MR087 to mounting bracket 900MR030.
- Mount the MR850 Humidifier onto mounting bracket 900MR030.

WAVE E200




- Attach mounting bracket 900MR030 to the Newport Wave E200 Ventilator stand.
- Twist waterbag pole 900MR290 into waterbag pole bracket 900MR087.
- Attach waterbag pole bracket 900MR087 to mounting bracket 900MR030.
- Mount the MR850 Humidifier onto mounting bracket 900MR030.

WAVE E360



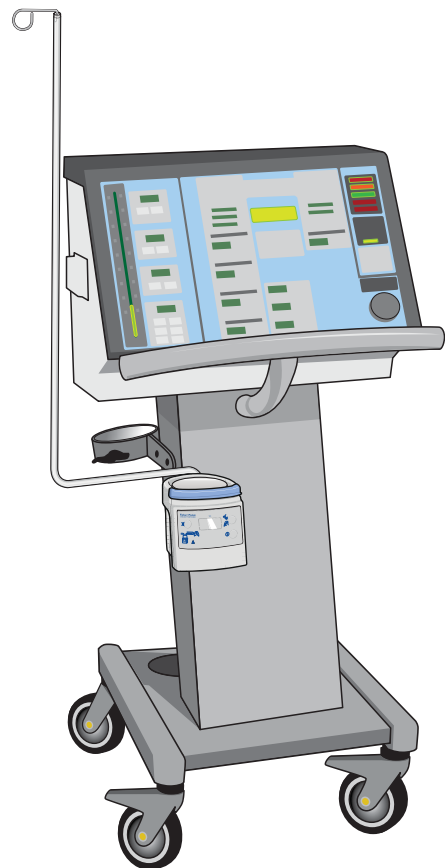
- Attach mounting bracket 900MR030 to the Newport Wave E360 Ventilator stand.
- Twist waterbag pole 900MR290 into waterbag pole bracket 900MR087.
- Attach waterbag pole bracket 900MR087 to mounting bracket 900MR030.
- Mount the MR850 Humidifier onto mounting bracket 900MR030.

7200



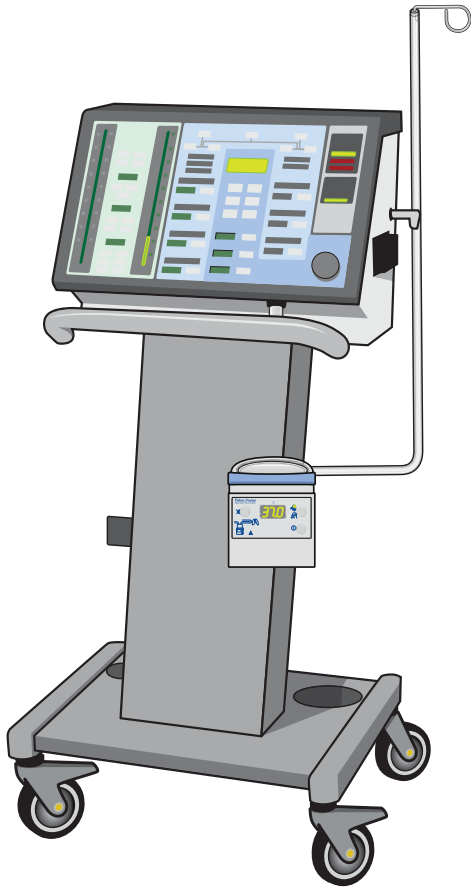
- Attach mounting bracket 900MR081 to the Puritan Bennett 7200 Ventilator stand.
- Twist waterbag pole 900MR290 into waterbag pole bracket 900MR087.
- Attach waterbag pole bracket 900MR087 to mounting bracket 900MR081.
- Mount the MR850 Humidifier onto mounting bracket 900MR081.

740



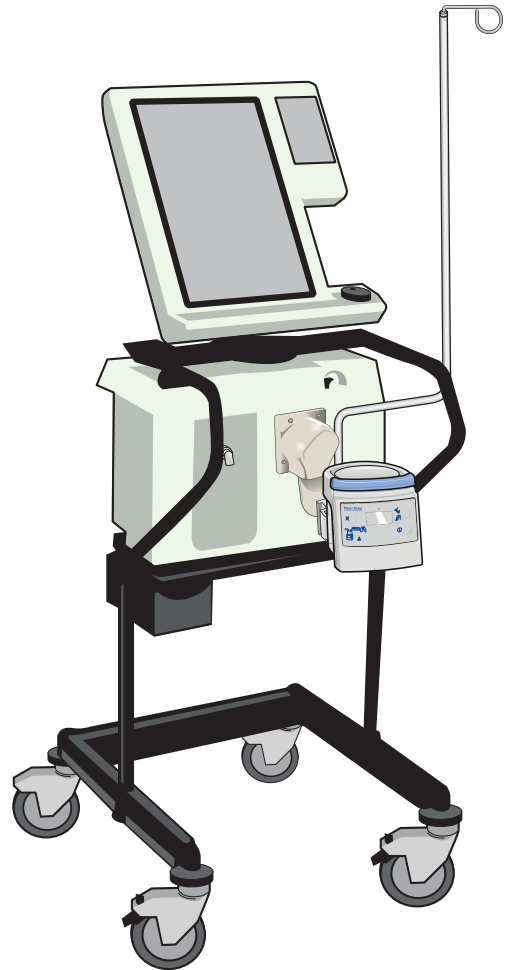
- Attach mounting bracket 900MR167 to the Puritan Bennett 740 Ventilator stand.
- Twist waterbag pole 900MR290 into mounting bracket 900MR167.
- Mount the MR850 Humidifier onto mounting bracket 900MR167.

760



- Attach mounting bracket 900MR167 to the Puritan Bennett 760 Ventilator stand.
- Twist waterbag pole 900MR290 into mounting bracket 900MR167.
- Mount the MR850 Humidifier onto mounting bracket 900MR167.

840



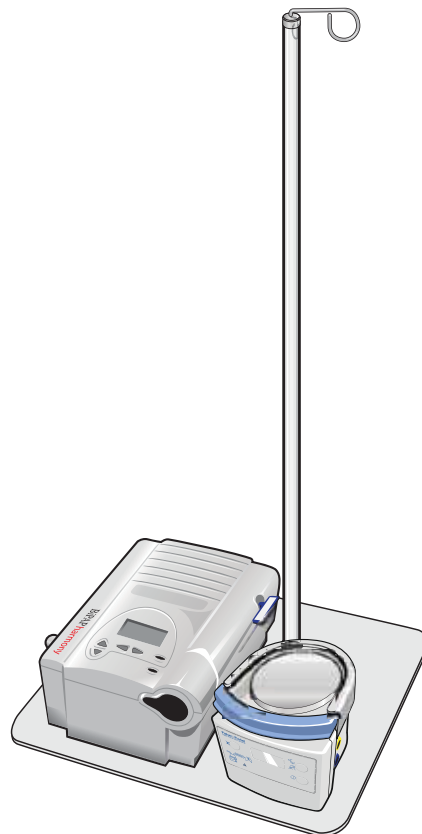
- Attach mounting bracket 900MR304 to the Puritan Bennett 840 Ventilator stand.
- Twist waterbag pole 900MR290 into mounting bracket 900MR304.
- Mount the MR850 Humidifier onto mounting bracket 900MR304.

BiPAP FOCUS



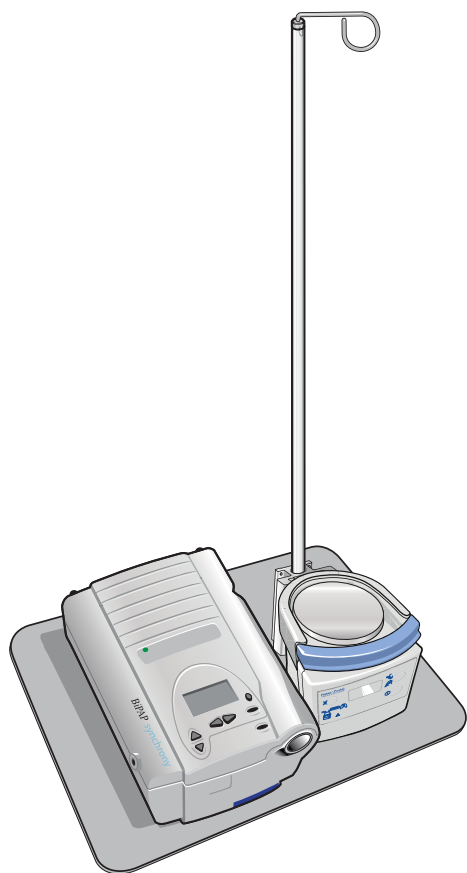
- Attach mounting bracket 900MR086 to the Respironics BiPAP Focus Ventilator stand.
- Twist waterbag pole 900MR290 into waterbag pole bracket 900MR087.
- Attach waterbag pole bracket 900MR087 to mounting bracket 900MR086.
- Mount the MR850 Humidifier onto mounting bracket 900MR086.

BiPAP HARMONY




- Twist waterbag pole 900MR012 into humidifier mounting tray 900HC032.
- Mount the MR850 Humidifier onto the mounting bracket on humidifier mounting tray 900HC032.
- Mount the BiPAP Harmony onto the humidifier mounting tray 900HC032.

BiPAP SYNCHRONY



- Twist waterbag pole 900MR012 into humidifier mounting tray 900HC032.
- Mount the MR850 Humidifier onto the mounting bracket on humidifier mounting tray 900HC032.
- Mount the BiPAP Synchrony onto the humidifier mounting tray 900HC032.

TRILOGY 100/202



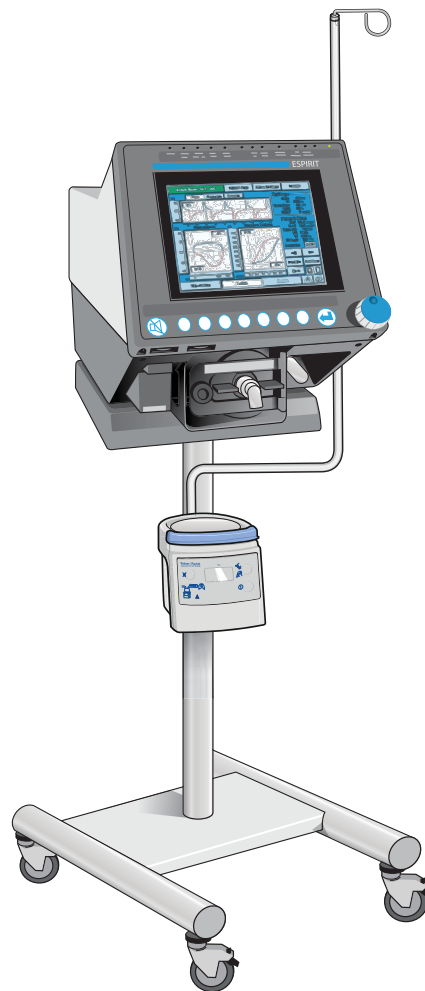
- Twist waterbag pole 900MR012 into humidifier mounting tray 900HC032.
- Mount the MR850 Humidifier onto the mounting bracket on humidifier mounting tray 900HC032.
- Mount the Trilogy 100/202 onto the humidifier mounting tray 900HC032.

CARADYNE WHISPERFLOW 2



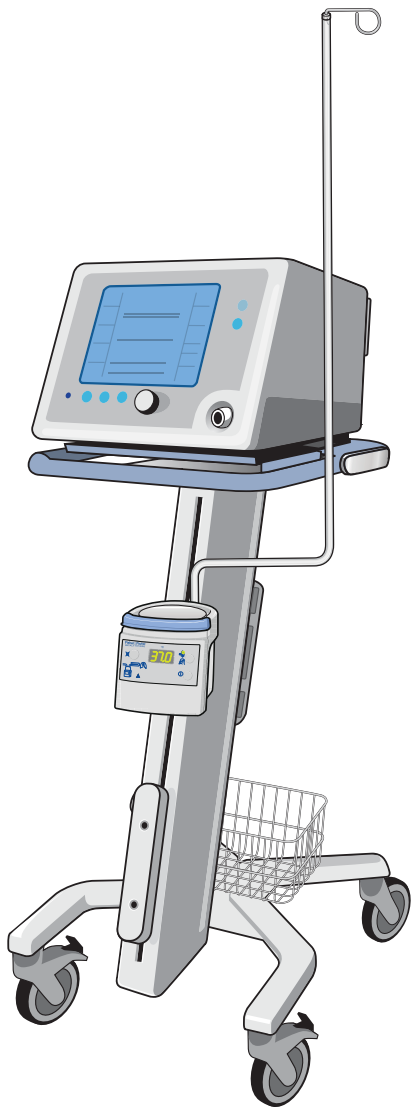
- Attach mounting bracket 900MR030 to mobile humidifier stand 900MR292.
- Mount the MR850 Humidifier onto mounting bracket 900MR030.

ESPRIT



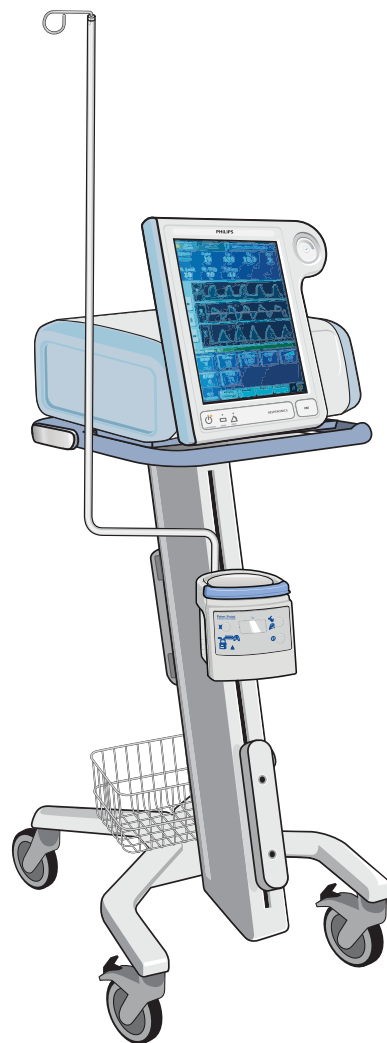
- Attach mounting bracket 900MR030 to the Respiration Esprit Ventilator stand.
- Twist waterbag pole 900MR290 into waterbag pole bracket 900MR087.
- Attach waterbag pole bracket 900MR087 to mounting bracket 900MR030.
- Mount the MR850 Humidifier onto mounting bracket 900MR030.

BiPAP VISION



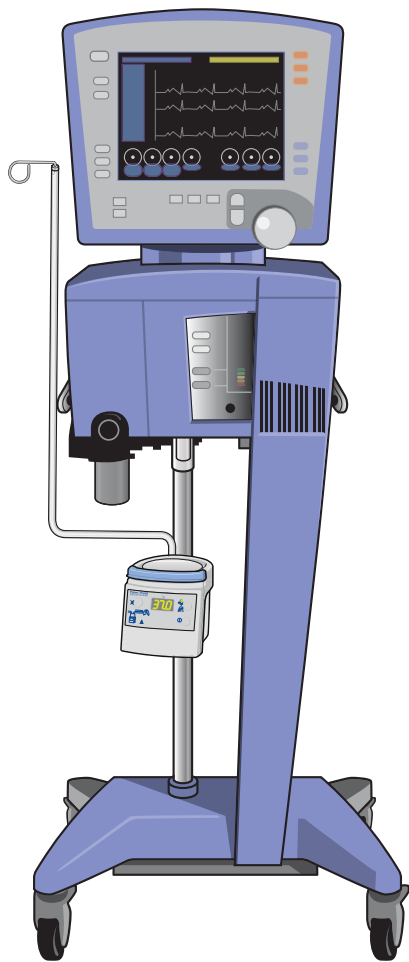
- Attach mounting bracket 900MR030 to the Respiration BiPAP Vision Ventilator stand.
- Twist waterbag pole 900MR290 into waterbag pole bracket 900MR087.
- Attach waterbag pole bracket 900MR087 to mounting bracket 900MR030.
- Mount the MR850 Humidifier onto mounting bracket 900MR030.

V60



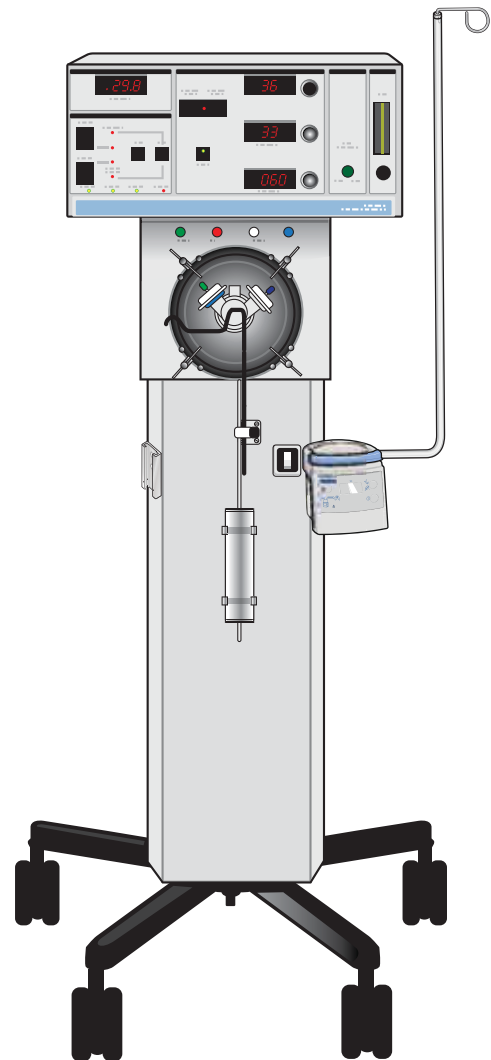
- Attach mounting bracket 900MR086 to the Respiration V60 Ventilator stand.
- Twist waterbag pole 900MR290 into waterbag pole bracket 900MR087.
- Attach waterbag pole bracket 900MR087 to mounting bracket 900MR086.
- Mount the MR850 Humidifier onto mounting bracket 900MR086.

AVEA




- Attach mounting bracket 900MR030 to the Viasys Avea Ventilator stand.
- Twist waterbag pole 900MR290 into waterbag pole bracket 900MR087.
- Attach waterbag pole bracket 900MR087 to mounting bracket 900MR030.
- Mount the MR850 Humidifier onto mounting bracket 900MR030.

SENSORMEDICS 3100B



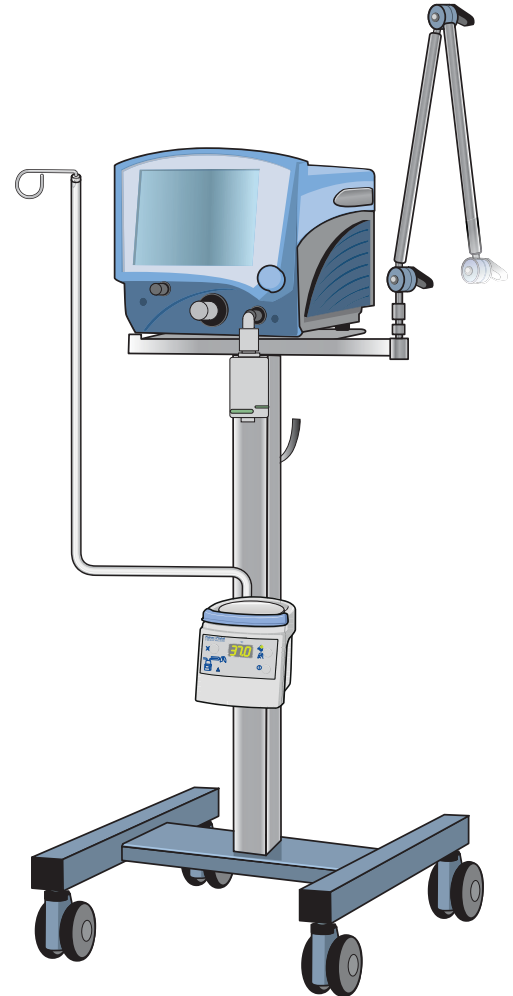
- Attach mounting bracket 900MR301 to the SensorMedics 3100B Ventilator stand.
- Twist waterbag pole 900MR290 into mounting bracket 900MR301.
- Mount the MR850 Humidifier onto mounting bracket 900MR301.

TBIRD LEGACY



- Twist waterbag pole 900MR012 into humidifier mounting tray 900HC032.
- Mount the MR850 Humidifier onto the mounting bracket on humidifier mounting tray 900HC032.
- Mount the TBird Legacy onto the humidifier mounting tray 900HC032.

VELA

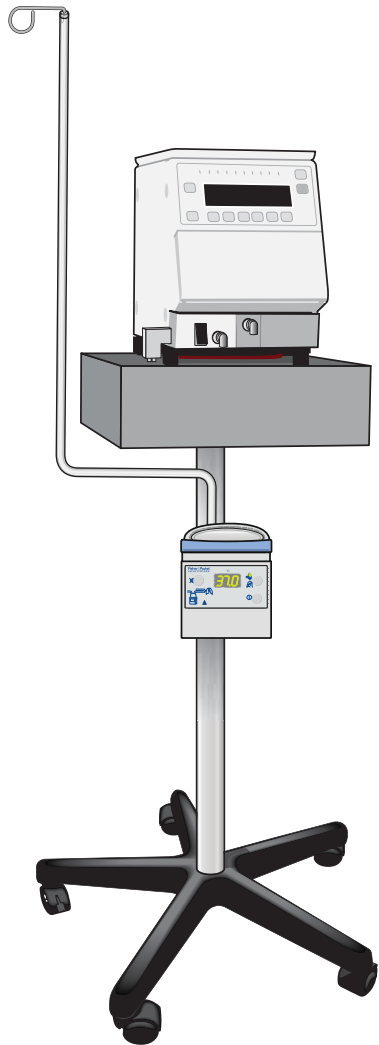


- Twist waterbag pole 900MR290 into waterbag pole bracket 900MR087.
- Attach waterbag pole bracket 900MR087 to the mounting bracket on the Viasys Vela Ventilator stand.
- Mount the MR850 Humidifier onto the mounting bracket.

Ventilators | Infant

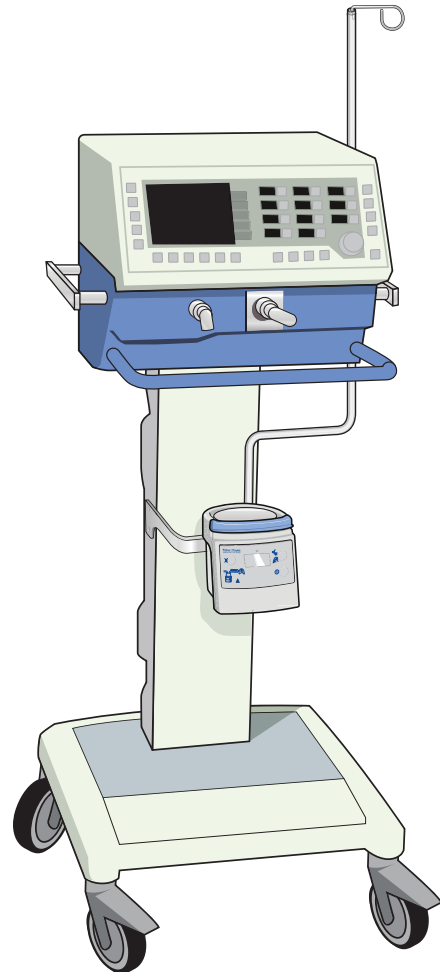


BABYLOG 8000 PLUS



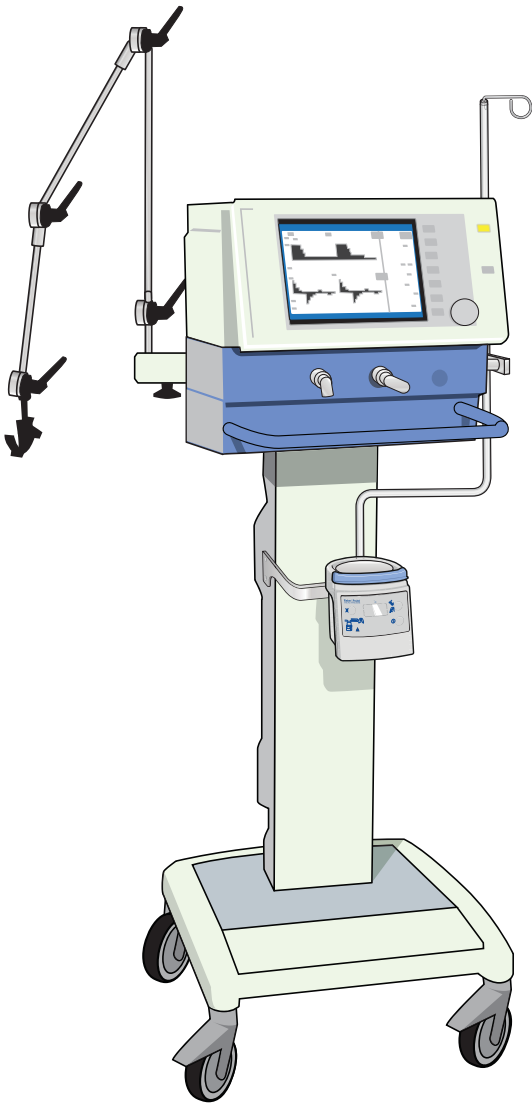
- Attach mounting bracket 900MR030 to the Dräger Babylog 8000 Plus Ventilator stand.
- Twist waterbag pole 900MR290 into waterbag pole bracket 900MR087.
- Attach waterbag pole bracket 900MR087 to mounting bracket 900MR030.
- Mount the MR850 Humidifier onto mounting bracket 900MR030.

EVITA 2 DURA



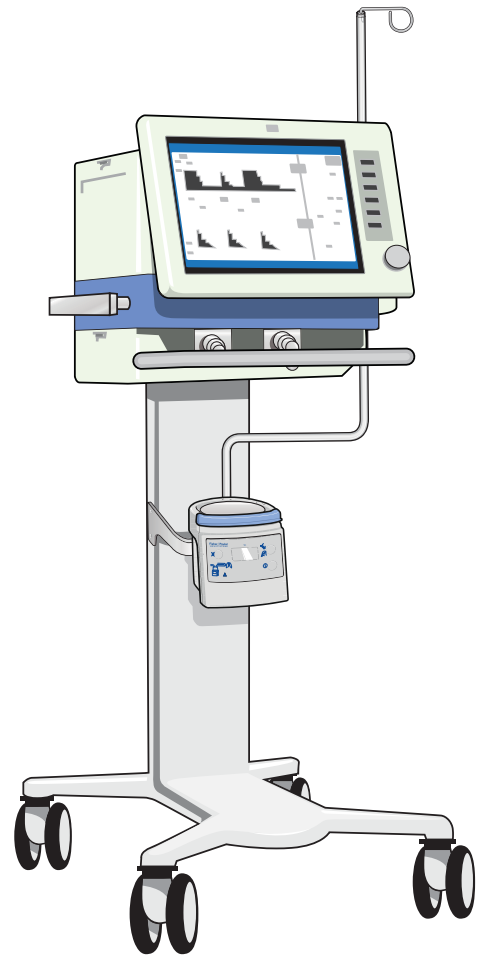
- Attach mounting bracket 900MR305 to the Dräger Evita 2 Dura Ventilator stand.
- Twist waterbag pole 900MR290 into mounting bracket 900MR305.
- Mount the MR850 Humidifier onto mounting bracket 900MR305.

EVITA 4



- Attach mounting bracket 900MR305 to the Dräger Evita 4 Ventilator stand.
- Twist waterbag pole 900MR290 into mounting bracket 900MR305.
- Mount the MR850 Humidifier onto mounting bracket 900MR305.

EVITA XL




- Attach mounting bracket 900MR305 to the Dräger Evita XL Ventilator stand.
- Twist waterbag pole 900MR290 into mounting bracket 900MR305.
- Mount the MR850 Humidifier onto mounting bracket 900MR305.

ARABELLA




- Attach mounting bracket 900MR030 to the Hamilton Arabella Ventilator stand.
- Twist waterbag pole 900MR290 into waterbag pole bracket 900MR087.
- Attach waterbag pole bracket 900MR087 to mounting bracket 900MR030.
- Mount the MR850 Humidifier onto mounting bracket 900MR030.

SERVO 300A



- Attach mounting bracket 900MR303 to the Maquet Servo 300A Ventilator stand.
- Twist waterbag pole 900MR290 into mounting bracket 900MR303.
- Mount the MR850 Humidifier onto mounting bracket 900MR303.

SERVO 900C



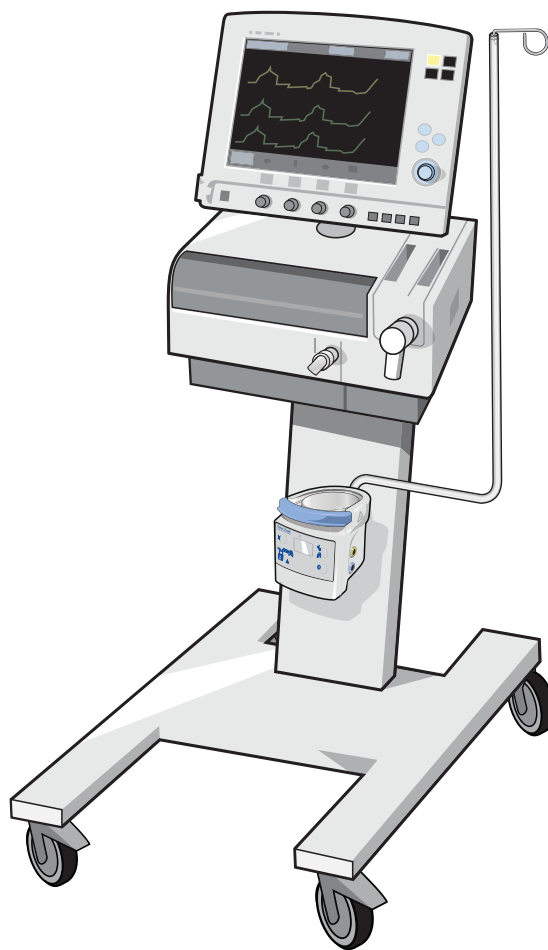
- Attach mounting bracket 900MR303 to the Maquet Servo 900C Ventilator stand.
- Twist waterbag pole 900MR012 into mounting bracket 900MR303.
- Mount the MR850 Humidifier onto mounting bracket 900MR303.

SERVO i



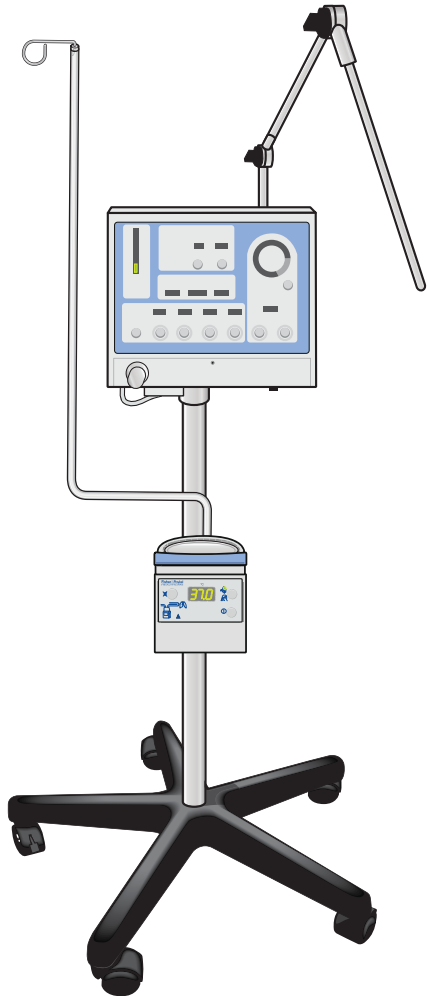
- Attach mounting bracket 900MR303 to the Maquet Servo i Ventilator stand.
- Twist waterbag pole 900MR012 into mounting bracket 900MR303.
- Mount the MR850 Humidifier onto mounting bracket 900MR303.

SERVO s



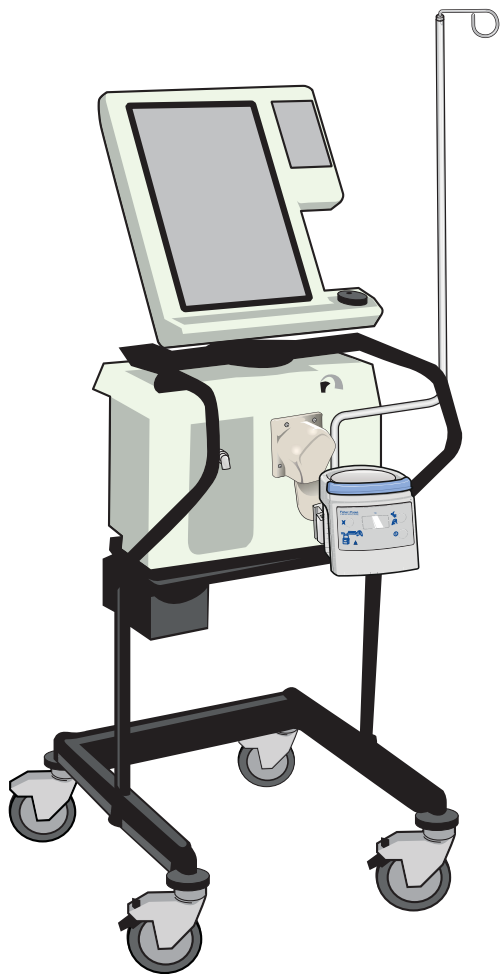
- Attach mounting bracket 900MR088 to the Maquet Servo s Ventilator stand.
- Twist waterbag pole 900MR290 into mounting bracket 900MR088.
- Mount the MR850 Humidifier onto mounting bracket 900MR088.

BREEZE E150



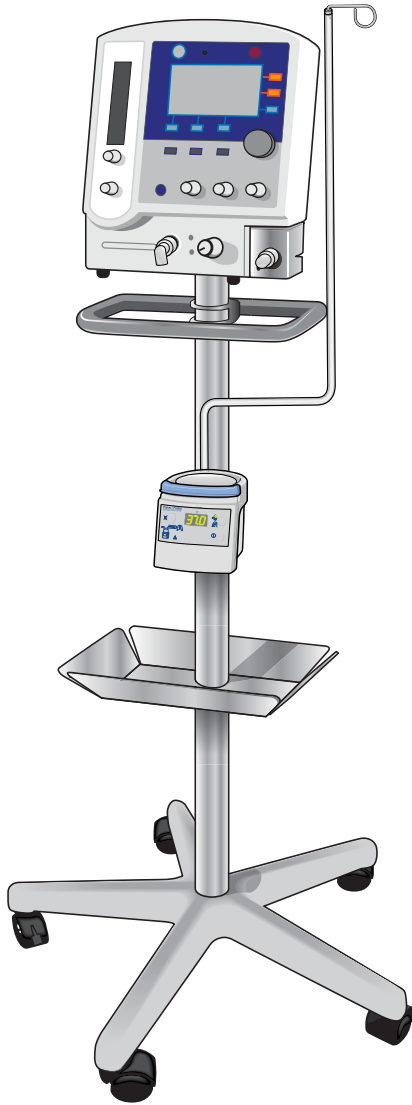
- Attach mounting bracket 900MR030 to the Newport Breeze E150 Ventilator stand.
- Twist waterbag pole 900MR290 into waterbag pole bracket 900MR087.
- Attach waterbag pole bracket 900MR087 to mounting bracket 900MR030.
- Mount the MR850 Humidifier onto mounting bracket 900MR030.

840



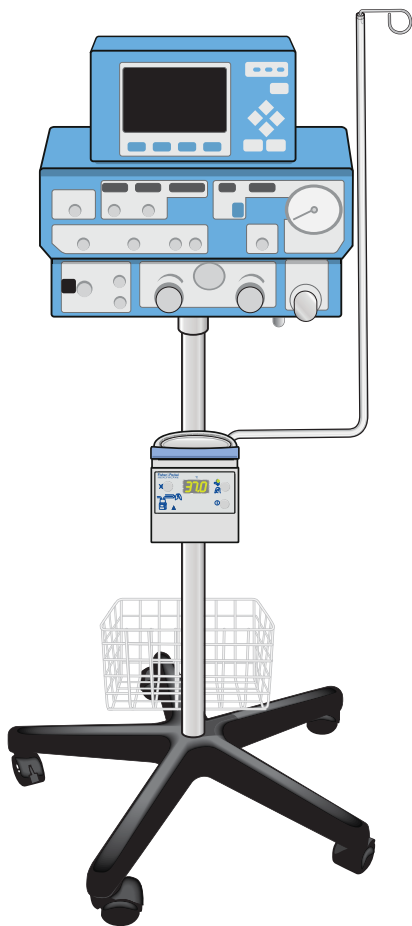
- Attach mounting bracket 900MR304 to the Puritan Bennett 840 Ventilator stand.
- Twist waterbag pole 900MR290 into mounting bracket 900MR304.
- Mount the MR850 Humidifier onto mounting bracket 900MR304.

MILLENNIUM



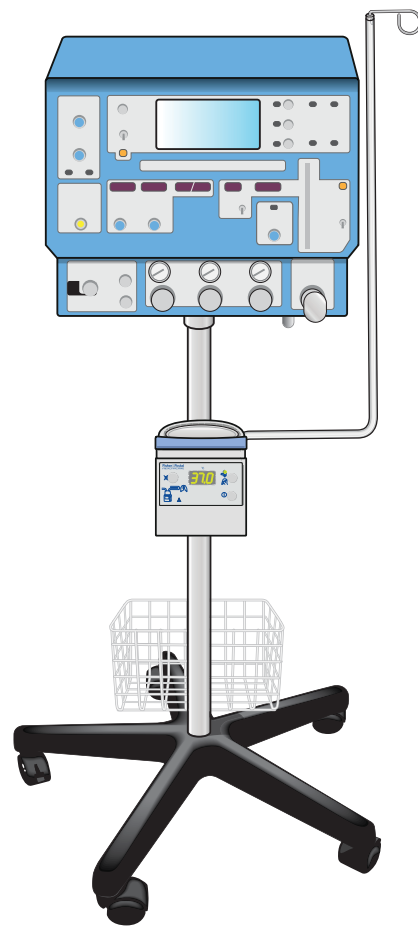
- Attach mounting bracket 900MR030 to the Sechrist Millennium Ventilator stand.
- Twist waterbag pole 900MR290 into waterbag pole bracket 900MR087.
- Attach waterbag pole bracket 900MR087 to mounting bracket 900MR030.
- Mount the MR850 Humidifier onto mounting bracket 900MR030.

2000



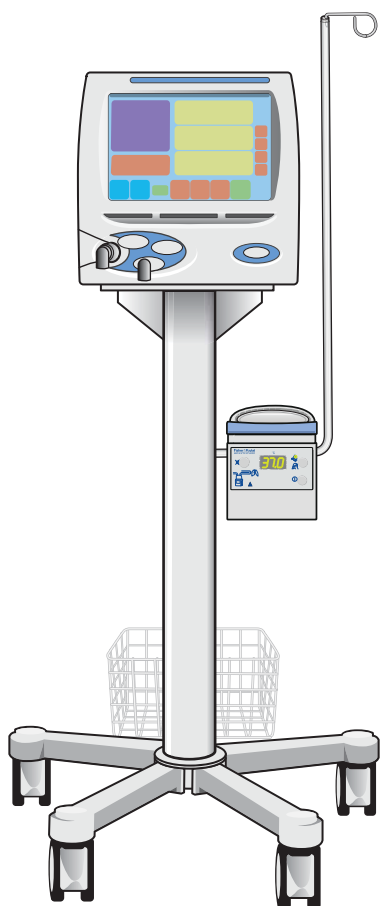
- Attach mounting bracket 900MR030 to the SLE 2000 Ventilator stand.
- Twist waterbag pole 900MR290 into waterbag pole bracket 900MR087.
- Attach waterbag pole bracket 900MR087 to mounting bracket 900MR030.
- Mount the MR850 Humidifier onto mounting bracket 900MR030.

2000 HFO



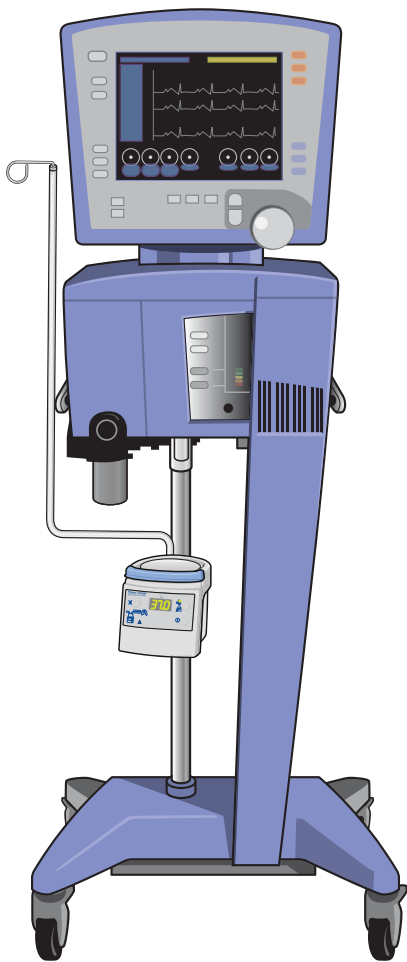
- Attach mounting bracket 900MR030 to the SLE 2000 HFO Ventilator stand.
- Twist waterbag pole 900MR290 into waterbag pole bracket 900MR087.
- Attach waterbag pole bracket 900MR087 to mounting bracket 900MR030.
- Mount the MR850 Humidifier onto mounting bracket 900MR030.

5000



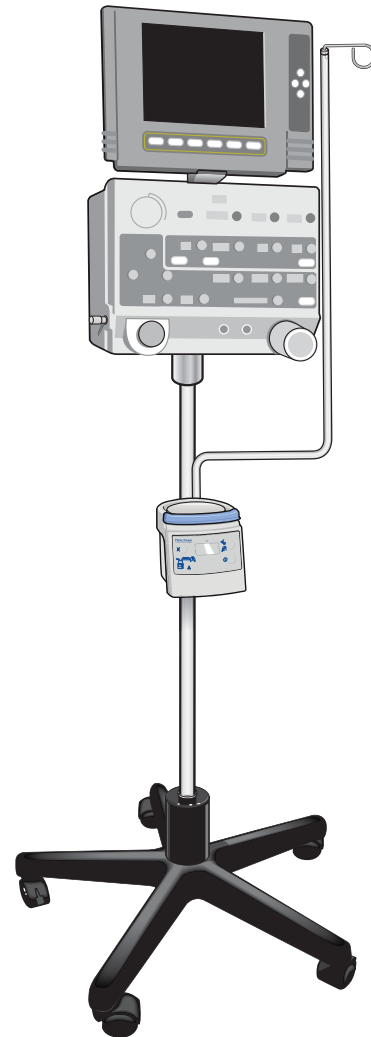
- Attach mounting bracket 900MR030 to the SLE 5000 Ventilator stand.
- Twist waterbag pole 900MR290 into waterbag pole bracket 900MR087.
- Attach waterbag pole bracket 900MR087 to mounting bracket 900MR030.
- Mount the MR850 Humidifier onto mounting bracket 900MR030.

AVEA



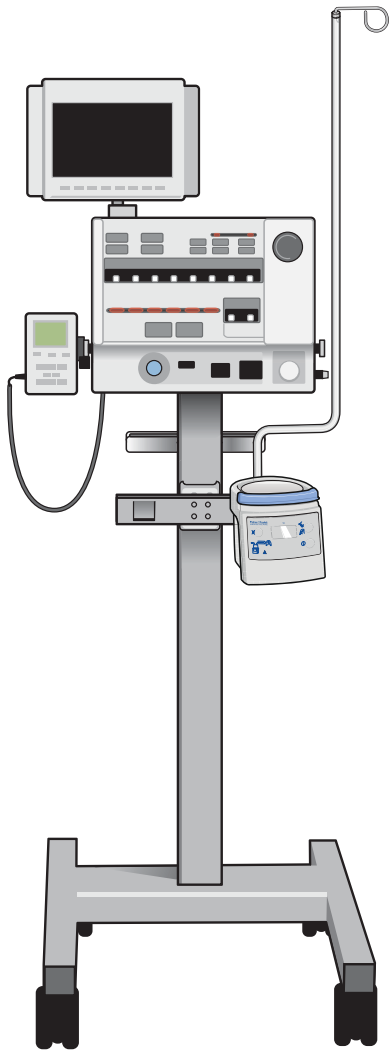
- Attach mounting bracket 900MR030 to the Viasys Avea Ventilator stand.
- Twist waterbag pole 900MR290 into waterbag pole bracket 900MR087.
- Attach waterbag pole bracket 900MR087 to mounting bracket 900MR030.
- Mount the MR850 Humidifier onto mounting bracket 900MR030.

BEAR CUB 750 PSV



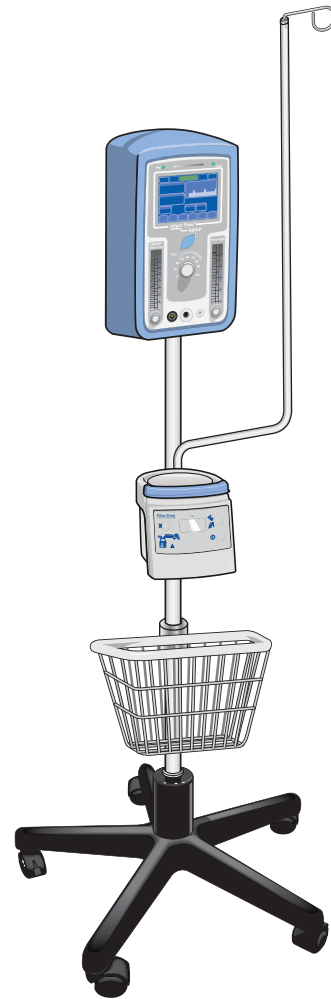
- Attach mounting bracket 900MR030 to the Viasys Bear Cub 750 PSV Ventilator stand.
- Twist waterbag pole 900MR290 into waterbag pole bracket 900MR087.
- Attach waterbag pole bracket 900MR087 to mounting bracket 900MR030.
- Mount the MR850 Humidifier onto mounting bracket 900MR030.

BIRD VIP



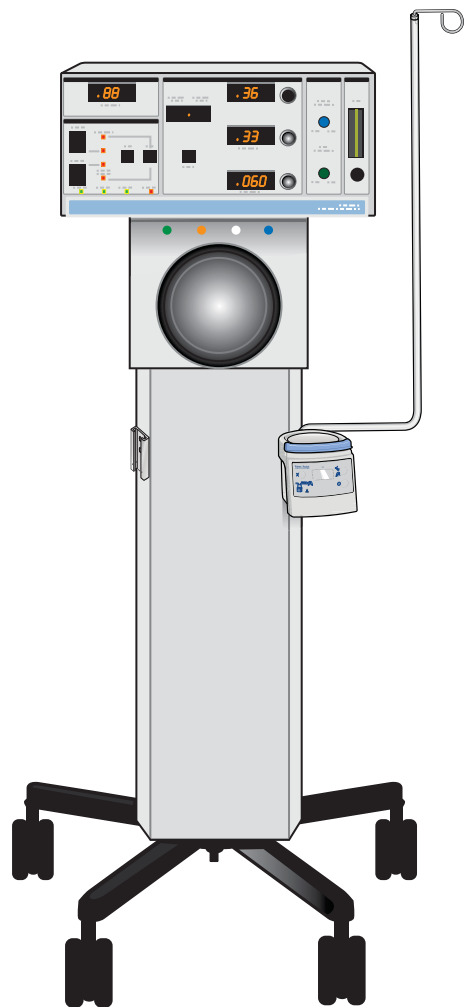
- Attach mounting bracket 900MR301 to the Viasys Bird VIP Ventilator stand.
- Twist waterbag pole 900MR290 into mounting bracket 900MR301.
- Mount the MR850 Humidifier onto mounting bracket 900MR301.

INFANT FLOW SiPAP



- Attach mounting bracket 900MR030 to the Viasys Infant Flow SiPAP Ventilator stand.
- Twist waterbag pole 900MR290 into waterbag pole bracket 900MR087.
- Attach waterbag pole bracket 900MR087 to mounting bracket 900MR030.
- Mount the MR850 Humidifier onto mounting bracket 900MR030.

SENSORMEDICS 3100A



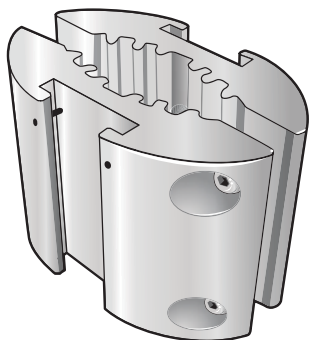
- Attach mounting bracket 900MR301 to the Sensormedics 3100A Ventilator stand.
- Twist waterbag pole 900MR290 into mounting bracket 900MR301.
- Mount the MR850 Humidifier onto mounting bracket 900MR301.

Components

The image features a solid dark blue background. In the upper right quadrant, the word "Components" is written in a bold, white, sans-serif font. Below the text, there is a large, abstract graphic composed of several overlapping, wavy, organic shapes. These shapes are rendered in two shades of blue: a lighter, medium blue and a darker blue that matches the background. The shapes flow from the left side towards the right, creating a sense of movement and depth. The overall aesthetic is clean, modern, and minimalist.

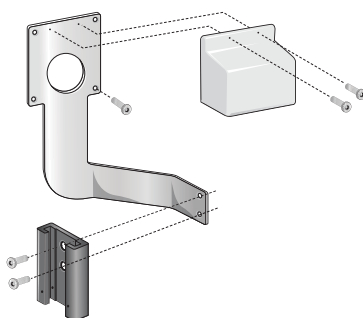
HUMIDIFIER MOUNTING BRACKETS

900MR030



Pole Clamp

900MR081



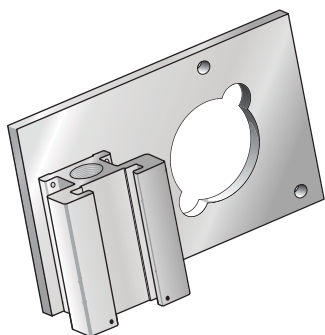
Mounting Bracket
For Puritan Bennett 7200

900MR082



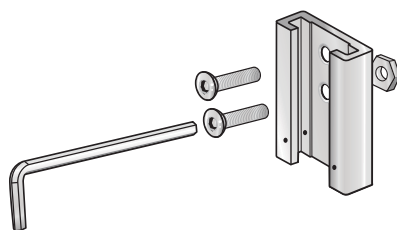
Mounting Bracket
For PB, MA1, MA2, Bear V, Bear 1000

900MR083



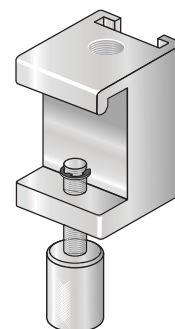
Mounting Bracket
For Bear 2

900MR086



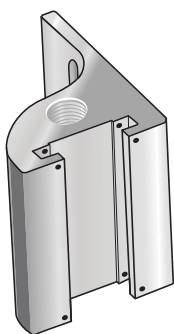
Wall Mounting Bracket

900MR088



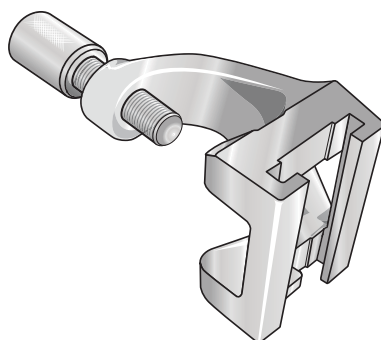
Rail Bracket

900MR167



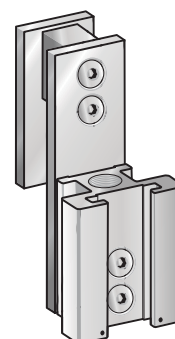
Mounting Bracket
For Puritan Bennett 740, 760

900MR170



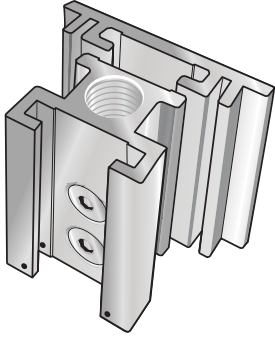
C-Clamp

900MR301



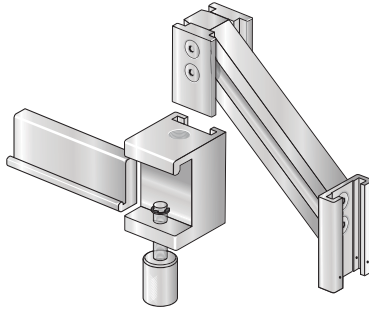
Mounting Bracket
For Bird, Sensormedics

900MR302



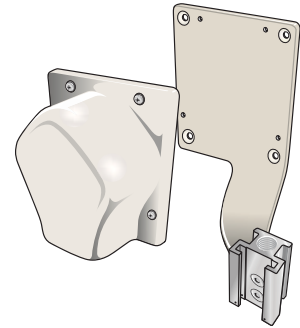
Concha Conversion Bracket

900MR303



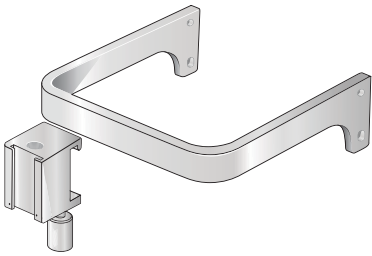
Rail Mounting Bracket

900MR304



Mounting Bracket
For Puritan Bennett 840


900MR305



Mounting Bracket
For Dräger Evita 2 Dura, Evita 4, Evita XL

WATERBAG POLES & BRACKETS

900MR011




Waterbag Pole
1.25m

900MR012



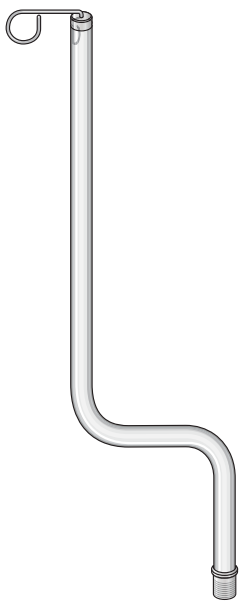
Waterbag Pole
1m

900MR290



Waterbag Pole
0.7m (Bent)

900MR291



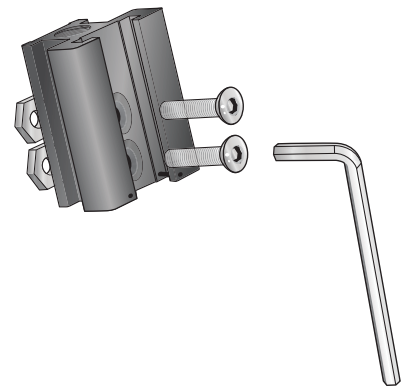
Waterbag Pole
1.05m (Bent)

900MR292



Waterbag Pole
1.64m-2.64m (Telescopic)

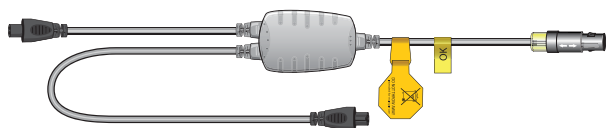
900MR087



Waterbag Pole Mounting Bracket

HEATER WIRE ADAPTORS, TEMPERATURE/FLOW PROBES, FILTERS

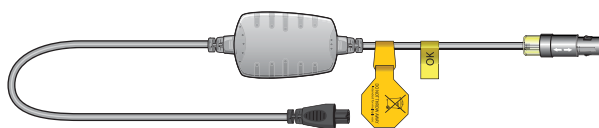
900MR805



Heater Wire Adaptor

For RT Series Dual Heated Breathing Circuits


900MR806



Heater Wire Adaptor

For RT Series Inspiratory Heated Breathing Circuits

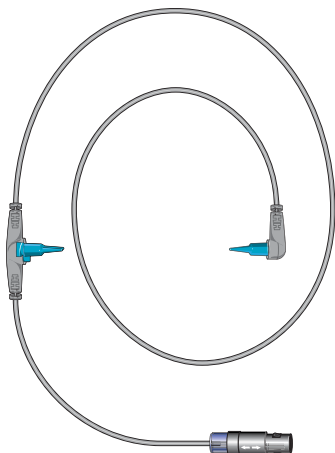
900MR868



Temperature/Flow Probe

Right Angle Airway Probe for use with circuits 1.1m long

900MR869

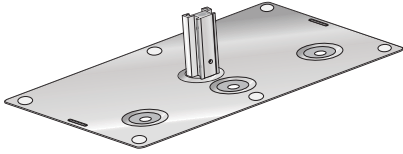


Temperature/Flow Probe

Right Angle Airway Probe for use with circuits 1.5m long

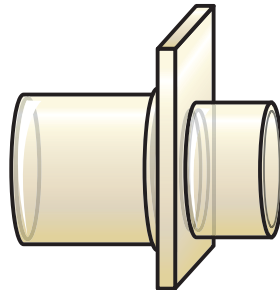
ACCESSORIES

900HC032



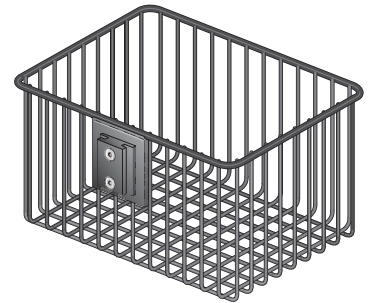
Humidifier Mounting Tray
For homecare environments

900MR177



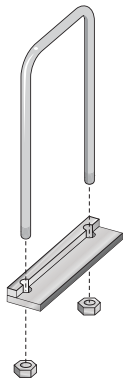
Adaptor
For Maquet 300 & 900

900MR306



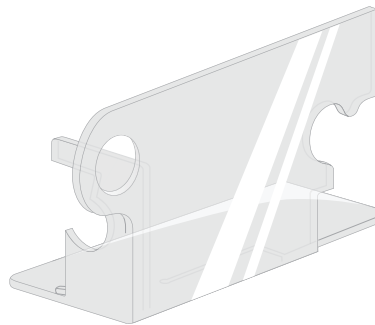
Humidifier Stand Basket

900MR308



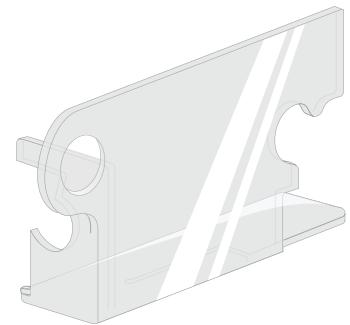
Locking Bracket

900MR597



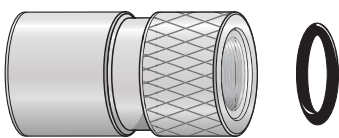
Expiratory Flow Sensor Shield
For Dräger Evita 2 Dura, Evita 4, Evita XL

900MR598



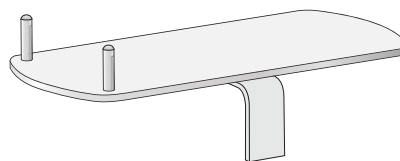
Expiratory Flow Sensor Shield
For Dräger Evita 2 Dura, Evita 4, Evita XL

900MR599



Oxygen Flow Adaptor

900PT405



Humidifier Stand Mounting Tray

Components | Selection Guide



COMPONENTS GUIDE | ADULT

| MANUFACTURER | MODEL | HUMIDIFIER BASE | HUMIDIFIER MOUNTING BRACKET |
|------------------------|------------------------|-----------------|-----------------------------|
| DRÄGER | Carina | MR850 | 900MR088 |
| | CF800 | MR850 | 900MR030 |
| | Evita 2 Dura | MR850 | 900MR305 |
| | Evita 4 | MR850 | 900MR305 |
| | Evita XL | MR850 | 900MR305 |
| GE | Carestation | MR850 | 900MR088 |
| | Centiva/5 | MR850 | 900MR088 |
| HAMILTON | C2 | MR850 | – |
| | G5 | MR850 | – |
| | Galileo | MR850 | – |
| | Raphael | MR850 | 900MR030 |
| MAQUET | Servo 300A | MR850 | 900MR303 |
| | Servo 900C | MR850 | 900MR303 |
| | Servo i | MR850 | 900MR303 |
| | Servo s | MR850 | 900MR088 |
| NEWPORT | Breeze E100M | MR850 | 900MR030 |
| | Breeze E150 | MR850 | 900MR030 |
| | Wave E200 | MR850 | 900MR030 |
| | Wave E360 | MR850 | 900MR030 |
| PURITAN BENNETT | 7200 | MR850 | 900MR081 |
| | 740 | MR850 | 900MR167 |
| | 760 | MR850 | 900MR167 |
| | 840 | MR850 | 900MR304 |
| RESPIRONICS | BiPAP Focus | MR850 | 900MR086 |
| | BiPAP Harmony | MR850 / MR810 | 900HC032 |
| | BiPAP Synchrony | MR850 / MR810 | 900HC032 |
| | BiPAP Vision | MR850 | 900MR030 |
| | Caradyne Whisperflow 2 | MR850 | 900MR030 |
| | Esprit | MR850 | 900MR030 |
| | Trilogy 100 / 202 | MR850 / MR810 | 900HC032 |
| | V6o | MR850 | 900MR086 |
| VIASYS | Avea | MR850 | 900MR030 |
| | Sensormedics 3100B | MR850 | 900MR301 |
| | TBird Legacy | MR850 | 900HC032 |
| | Vela | MR850 | 900MR030 |

| | WATERBAG POLE BRACKET | WATERBAG POLE | HEATER WIRE ADAPTOR | TEMPERATURE / FLOW PROBE |
|--|-----------------------|---------------|---------------------|--------------------------|
| | – | 900MR290 | 900MR805 | 900MR869 |
| | 900MR087 | 900MR290 | 900MR806 | 900MR869 |
| | – | 900MR290 | 900MR805 | 900MR869 |
| | – | 900MR290 | 900MR805 | 900MR869 |
| | – | 900MR290 | 900MR805 | 900MR869 |
| | – | 900MR290 | 900MR805 | 900MR869 |
| | – | 900MR290 | 900MR805 | 900MR869 |
| | 900MR087 | 900MR290 | 900MR805 | 900MR869 |
| | 900MR087 | 900MR290 | 900MR805 | 900MR869 |
| | 900MR087 | 900MR290 | 900MR805 | 900MR869 |
| | 900MR087 | 900MR290 | 900MR805 | 900MR869 |
| | – | 900MR290 | 900MR805 | 900MR869 |
| | – | 900MR012 | 900MR805 | 900MR869 |
| | – | 900MR012 | 900MR805 | 900MR869 |
| | – | 900MR290 | 900MR805 | 900MR869 |
| | 900MR087 | 900MR290 | 900MR805 | 900MR869 |
| | 900MR087 | 900MR290 | 900MR805 | 900MR869 |
| | 900MR087 | 900MR290 | 900MR805 | 900MR869 |
| | 900MR087 | 900MR290 | 900MR805 | 900MR869 |
| | 900MR087 | 900MR290 | 900MR805 | 900MR869 |
| | – | 900MR290 | 900MR805 | 900MR869 |
| | – | 900MR290 | 900MR805 | 900MR869 |
| | – | 900MR290 | 900MR805 | 900MR869 |
| | 900MR087 | 900MR290 | 900MR806 | 900MR869 |
| | – | 900MR012 | 900MR806 | 900MR869 |
| | – | 900MR012 | 900MR806 | 900MR869 |
| | 900MR087 | 900MR290 | 900MR806 | 900MR869 |
| | – | 900MR292 | 900MR806 | 900MR869 |
| | 900MR087 | 900MR290 | 900MR805 | 900MR869 |
| | – | 900MR012 | 900MR806 | 900MR869 |
| | 900MR087 | 900MR290 | 900MR806 | 900MR869 |
| | 900MR087 | 900MR290 | 900MR805 | 900MR869 |
| | – | 900MR290 | 900MR805 | 900MR869 |
| | – | 900MR012 | 900MR805 | 900MR869 |
| | 900MR087 | 900MR290 | 900MR805 | 900MR869 |

COMPONENTS GUIDE | INFANT

| MANUFACTURER | MODEL | HUMIDIFIER BASE | HUMIDIFIER MOUNTING BRACKET | |
|------------------------|--------------------|-----------------|-----------------------------|--|
| DRÄGER | Babylog 8000 Plus | MR850 | 900MR030 | |
| | Evita 2 Dura | MR850 | 900MR305 | |
| | Evita 4 | MR850 | 900MR305 | |
| | Evita XL | MR850 | 900MR305 | |
| HAMILTON | Arabella | MR850 | 900MR030 | |
| MAQUET | Servo 300A | MR850 | 900MR303 | |
| | Servo 900C | MR850 | 900MR303 | |
| | Servo i | MR850 | 900MR303 | |
| | Servo s | MR850 | 900MR088 | |
| | Breeze E150 | MR850 | 900MR030 | |
| PURITAN BENNETT | 840 | MR850 | 900MR304 | |
| SECHRIST | Millennium | MR850 | 900MR030 | |
| SLE | 2000 | MR850 | 900MR030 | |
| | 2000 HFO | MR850 | 900MR030 | |
| | 5000 | MR850 | 900MR030 | |
| VIASYS | Avea | MR850 | 900MR030 | |
| | Bear Cub 750 PSV | MR850 | 900MR030 | |
| | Bird VIP | MR850 | 900MR301 | |
| | Infant Flow SiPAP | MR850 | 900MR030 | |
| | Sensormedics 3100A | MR850 | 900MR301 | |

| | WATERBAG POLE BRACKET | WATERBAG POLE | HEATER WIRE ADAPTOR | TEMPERATURE / FLOW PROBE |
|--|-----------------------|---------------|---------------------|--------------------------|
| | 900MR087 | 900MR290 | 900MR805 | 900MR868 |
| | - | 900MR290 | 900MR805 | 900MR868 |
| | - | 900MR290 | 900MR805 | 900MR868 |
| | - | 900MR290 | 900MR805 | 900MR868 |
| | 900MR087 | 900MR290 | 900MR806 | 900MR868 |
| | - | 900MR290 | 900MR805 | 900MR868 |
| | - | 900MR012 | 900MR805 | 900MR868 |
| | - | 900MR012 | 900MR805 | 900MR868 |
| | - | 900MR290 | 900MR805 | 900MR868 |
| | 900MR087 | 900MR290 | 900MR805 | 900MR868 |
| | - | 900MR290 | 900MR805 | 900MR868 |
| | 900MR087 | 900MR290 | 900MR805 | 900MR868 |
| | 900MR087 | 900MR290 | 900MR805 | 900MR868 |
| | 900MR087 | 900MR290 | 900MR805 | 900MR868 |
| | 900MR087 | 900MR290 | 900MR805 | 900MR868 |
| | 900MR087 | 900MR290 | 900MR805 | 900MR868 |
| | 900MR087 | 900MR290 | 900MR805 | 900MR868 |
| | - | 900MR290 | 900MR805 | 900MR868 |
| | 900MR087 | 900MR290 | 900MR806 | 900MR868 |
| | - | 900MR290 | 900MR805 | 900MR868 |



For more information please contact your local Fisher & Paykel Healthcare representative

Manufacturer

Fisher & Paykel Healthcare Ltd
15 Maurice Paykel Place
East Tamaki, Auckland 2013

PO Box 14348 Panmure
Auckland 1741
New Zealand

Tel: +64 9 574 0100
Fax: +64 9 574 0158
Email: info@fphcare.com
Web: www.fphcare.com

Australia

Tel: +61 3 9879 5022
Fax: +61 3 9879 5232

Austria

Tel: 0800 29 31 23
Fax: 0800 29 31 22

Benelux

Tel: +31 40 216 3555
Fax: +31 40 216 3554

China

Tel: +86 20 3205 3486
Fax: +86 20 3205 2132

France

Tel: +33 1 6446 5201
Fax: +33 1 6446 5221

Germany

Tel: +49 7181 98599 0
Fax: +49 7181 98599 66

India

Tel: +91 80 4284 4000
Fax: +91 80 4123 6044

Irish Republic

Tel: 1800 409 011

Italy

Tel: +39 06 7839 2939
Fax: +39 06 7814 7709

Japan

Tel: +81 3 3661 7205
Fax: +81 3 3661 7206

Northern Ireland

Tel: 0800 132 189

Spain

Tel: +34 902 013 346
Fax: +34 902 013 379

Sweden

Tel: +46 8 564 76 680
Fax: +46 8 36 63 10

Switzerland

Tel: 0800 83 47 63
Fax: 0800 83 47 54

Taiwan

Tel: +886 2 8751 1739
Fax: +886 2 8751 5625

Turkey

Tel: +90 312 354 34 12
Fax: +90 312 354 31 01

UK (EU Authorised Representative)

Fisher & Paykel Healthcare Ltd
Unit 16, Cordwallis Park
Clivemont Road, Maidenhead
Berkshire SL6 7BU, UK

Tel: +44 1628 626 136
Fax: +44 1628 626 146

USA/CANADA

Tel: 1800 446 3908
or +1949 453 4000
Fax: +1949 453 4001