



## **OBSERV® 500**

A revolutionary journey beneath the skin surface

# Introduction to the Observ 500

Many skin conditions that surface in time originate from the deeper skin layers and are difficult to diagnose with the human eye. The Observ 500 exposes those conditions by using a patented skin fluorescence and polarized light illumination technology. Using this unique technology, you can instantly reveal skin conditions, create awareness and propose your client targeted treatment programs.

## The Observ 500

The Observ 500 offers a full-face skin diagnosis. You can switch between five different skin analysis modes:

### 1. Daylight mode



The daylight mode allows you to observe your client's skin under controlled daylight conditions and make comparisons of skin conditions appearing in daylight and the other skin analysis modes.

### 2. True UV mode



The true UV mode allows you to obtain a clearer, more contrasting and detailed image of the skin conditions of your client than with conventional devices.



### 3. Simulated Wood's light mode



In the simulated Wood's light mode, the spectral composition mimics a classical Wood's light. The patented illumination technology allows the modification of the Wood's light spectrum and provides an extra diagnostic dimension.

### 4. Parallel-polarization mode



The parallel-polarization technology enhances the visualization of the skin's surface textures. In this mode, the skin's microrelief, fine lines and wrinkle formations can be observed with high detail.

### 5. Cross-polarization mode

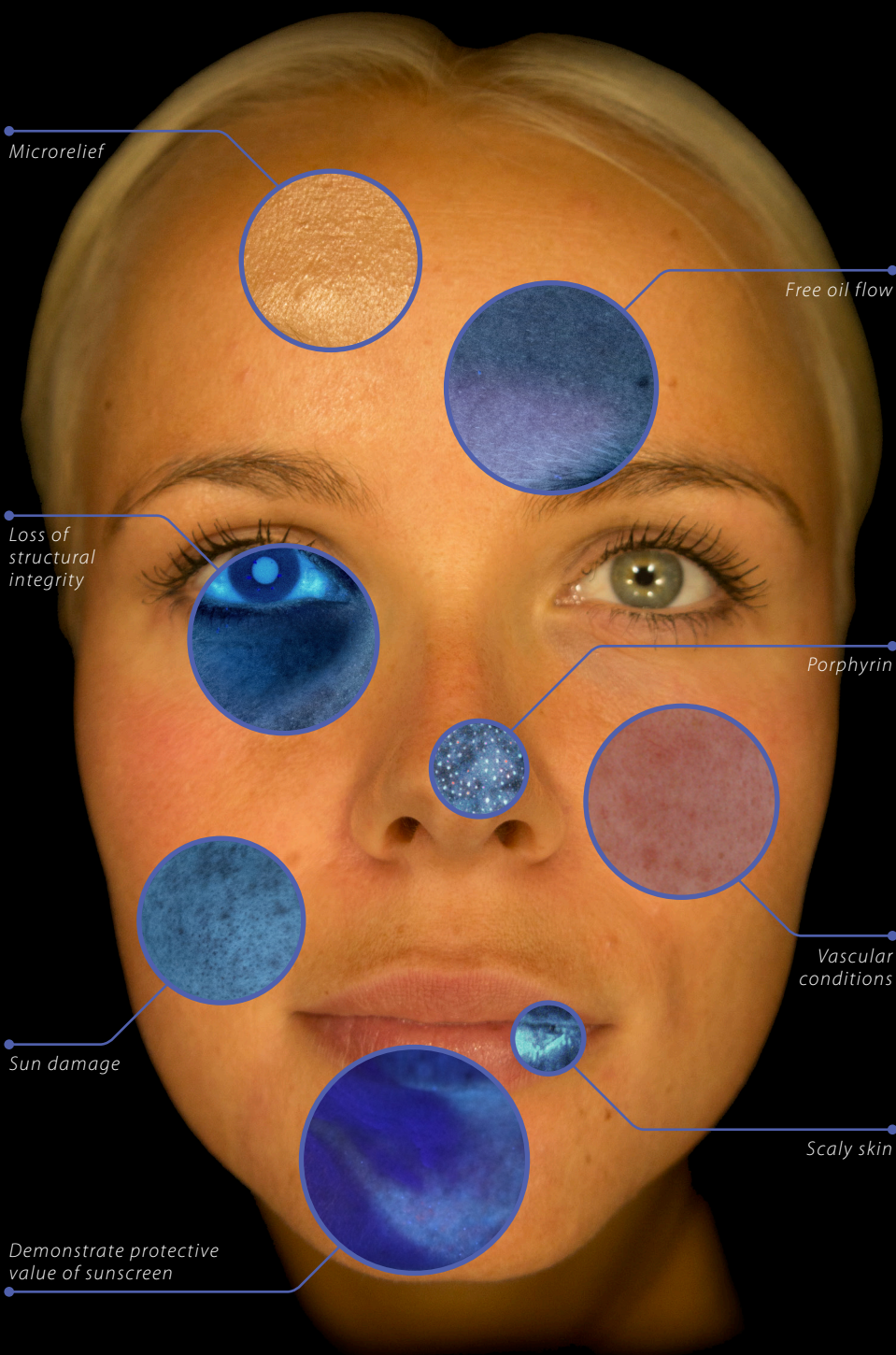


The cross-polarization mode provides you with an unparalleled view below the skin's surface. At the touch of a button vascular or pigmentation disorders become visible to the eye.

# Diagnostic capabilities

With the Observ 500 you can visualize:

- Depth of pigmentation disorders
- Distribution of melasma pigmentation
- Sun damage
- Porphyrin in acne and comedones
- Free oil flow
- Plugged pores
- Areas of keratinized skin
- Areas with diminished circulation
- Dehydrated skin
- Areas of lipid-dry skin
- Milia from milia like
- Area with collagen loss
- Sensitive and thinned skin areas
- Wrinkle formations
- Fine skin surface texture
- Fine line patterns
- Microrelief
- Vascular conditions
- Rosacea
- Skin irritations



# Observ 500

## an opportunity for you

### Clear and detailed view of skin conditions

The Observ 500 provides you with an accurate diagnostic tool to determine your client's skin conditions. The different modes can be used to obtain clearer, sharper and more detailed visualizations of skin conditions and assist you in making targeted and confident treatment plans and product advices.

### Visualizing future skin concerns

The Observ 500 allows you to make a live visualization of your client's skin conditions below the surface that are not visual in natural daylight. By visualizing this you can make your client aware of facial skin concerns that are developing and propose preventive treatment options.

### Take pictures with your smartphone

The Observ 500 comes with a universal smartphone holder that gives you the opportunity to take pictures of your client's skin with modern smartphones. In this way you can take clinical reference pictures of your clients and monitor the progress of your treatment plans.



### Easy-to-use

The Observ 500 offers you the possibility to switch between modes at any time during your skin consultation. The daylight illumination mode option allows you and your client to observe how identified skin conditions manifest themselves in the daylight.

By switching between the True UV / Wood's / Cross / Parallel Polarization modes, the manifestation of skin conditions can be studied in great detail. Thereby you are able to adjust the illumination intensity or modify the buildup of the spectral components and in this way enhance the appearance of particular skin conditions.


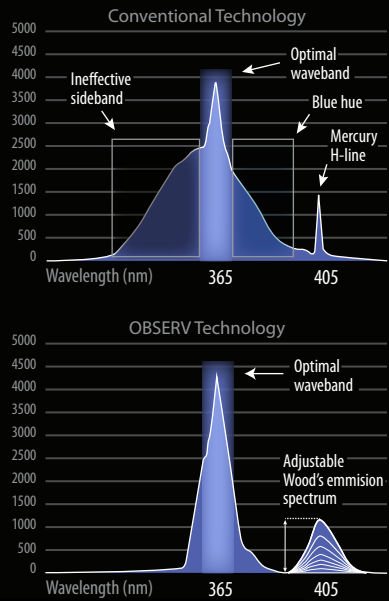
### Lifetime guarantee on illumination sources

The Observ 500 uses a patented LED illumination technology; a robust and service-free technology which means you do not need to replace a light-bulb ever! Therefore the light sources have a life-time guarantee.



# Skin fluorescence technology

The Observ 500 works on the principle of skin fluorescence. The Observ 500 is equipped with a unique patented technology which reveals skin fluorescence by exposing the skin with a low dose of UV rays. The UV intensity is just a fraction of the natural sun light and up to 3 times less than a conventional Wood's lamps. You will notice that, thanks to the patented technology, the Observ 500 reveals skin conditions with unparalleled clarity and contrast.



The cells within the human skin emit visible light in a unique way. In this way skin conditions can easily be identified by the unique colors and patterns that become fluorescent when exposed to the true UV.

# Observ 500


## Technical specification

### The Observ 500 consists of:

- The Observ 500
- A reference guide
- A universal smartphone visor
- A polarized visor
- A removable chin rest
- A padded travel bag
- A removable and foldable light shade



Dimensions (L x W x H)
32 x 43 x 63 cm
Storage / travel dimensions
46 x 45 x 19 cm (packed in bag)
Weight
6,8 kg
Illumination modes
Daylight, True UV, Simulated Wood's, Parallel-Polarized, Cross-Polarized
Illumination technology
Solid state LED
Power
24 Watts
Voltage
Global 110-240 V 50-60 Hz
Plugs
Global plug set
Timer
Automatic



### Explore your possibilities

#### Sylton diagnostic systems

The Netherlands

tel: +31 (0)40 248 22 92

email: [contact@sylton.com](mailto:contact@sylton.com)

web: [www.sylton.com](http://www.sylton.com)