

## HD-500

### Video Endoscopy System

#### SONOSCAPE MEDICAL CORP.

SonoScape is committed to supplying healthcare-providers worldwide with innovative technology, reliable equipment and customer-oriented services.

SonoScape products include ultrasound, ECG, endoscope and other essential medical equipment. By introducing more advanced imaging techniques, SonoScape's products have improved diagnostic accuracy and therefore enabled better health outcomes.

With the world in mind, SonoScape will continue providing more effective and accessible healthcare solutions, through persistent innovation and a passion for life.

ISO 13485 CE 0197

**SonoScape**

Yizhe Building, Yuquan Road, Shenzhen, 518051, China  
Tel: 86-755-26722890 Fax: 86-755-26722850  
E-mail: [sonoscape@sonoscape.net](mailto:sonoscape@sonoscape.net) [www.sonoscape.com](http://www.sonoscape.com)

E-HD50020160710




**HD**  
High Definition

## Superior High Definition Imaging

A high definition image sensor has been applied to HD-500 so it can provide images with over one mega pixels resolution . With the HD sensor, the interval between each pixel is smaller, allowing for more details to be shown in the image to improve image clarity.



Standard Sensor



High Definition Sensor

## VIST ( Variable Intelligent Staining Technology )

VIST is a chromoendoscopy technology developed by SonoScape. Combined with optical and digital image processing, VIST provides perfect contrast of the image without darkening the image. With VIST, gastric and rectal structures on mucous and submucosa and the distribution of vessels can be enhanced. Detecting early stage of tumors will no longer be a problem thanks to VIST.



## Water Jet

With strong and efficient water pressure, the water jet function is capable of washing off the chime and mucus from surfaces for a clean visualization for both routine and therapeutic examinations.



## Smart Work Flow & Easy Operation

HD-500 has a unique internal workstation with which users can manage patient data, capture images, recording videos, and make and print reports.



## Full Functionality Trolley

Fully adjustable height designed to accommodate different clinical settings.



16:9 wide medical grade display with an articulating arm for viewing from different angles.



Main power button for easy activation of the whole system.



Power management box guarantees a stable voltage and current.





Equipped with a sophisticated built-in workstation and advanced image processing technology, the HD-500 image processor provides excellent contrast and high definition image for endoscopic examinations. The HD-500 system is ideal for practitioners who require extraordinary performance in their daily endoscopic examinations and clinical research.

### • (CHb) Concentration Hemoglobin Imaging

Quantifying the hemoglobin volume of the mucosal, CHb is able to differentiate vein patterns and help with diagnosing the intramucosal digestive carcinoma, diffuse-type carcinoma or the intestinal-type carcinoma.

### • Structure and Edge Enhancement

With structure enhancement the outline of mucosal pit patterns and vascular patterns can be dramatically enhanced. The edge enhancement can improve the contrast of smaller tissue structures.

### • Customer-defined Remote Buttons

Four customer-defined buttons on the control section of the endoscope handle can be preset as any main function. Users with different preferences will be satisfied with the endoscope by setting these remote buttons according to their own needs.

### • Smart two-in-one keyboard

A smart two-in-one keyboard installed with the HD-500 allows for doctors to use smart short-cut functional buttons and to easily manage patient information and edit reports.



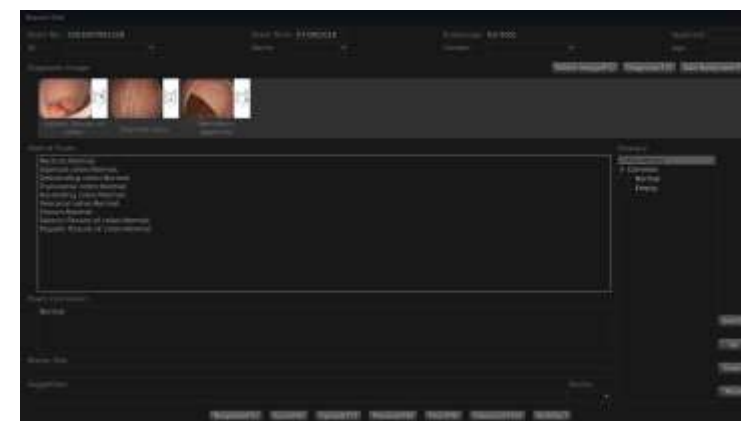
### • Talented Image and Video Management Solutions

Still image capture and 60fps high definition video recording with a replayability function endows the HD-500 system with talented image and video management solutions.



### • Large Storage and Smart Backup

Equipped with a 500GB hard disk, the HD-500 system can meet the requirements of daily use. All the data stored can be transferred through USB and DICOM.

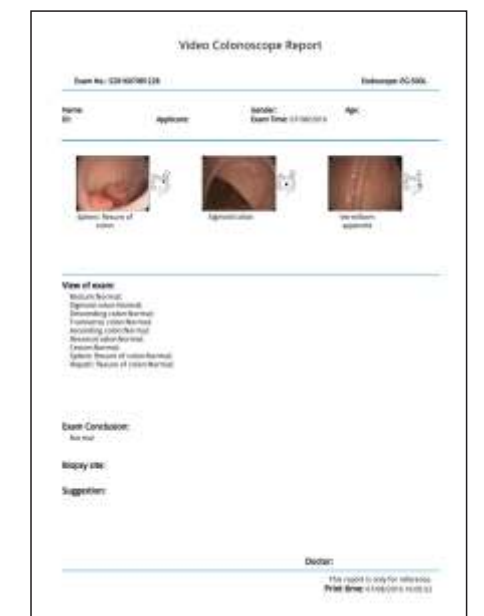


### • Flexible Reporting System

Keyboard operation allows access to the report editing mode. Where different report templates to meet various requirements can be found. Report titles can be customer defined to be fully applicable in the clinic. Body marks and subtitles can also be added to the report.

### • Intelligent Built-in Workstation

The intelligent built-in workstation can access patient data management, report editing, image capture, HD video recording for an easier operation.





## HDL-500X Xenon Light Source



By adapting the Xenon lamp with 5900K color temperature, the HDL-500X light source enables excellent illumination to give a brilliant color reproduction. Equipped with an intelligent auto/manual light control mode, HDL-500X is the optimal light source for endoscopic examination and surgery.

Main Lamp	300W Xenon Lamp
Spare Lamp	60W Halogen Lamp;Auto switch
Average working hours	≥500 hours
Color Temperature	5000K-7000K
CRI	≥90
Light control	Auto/Manual Lightness control
Air Pump	Off, Low, Mid, High
Transparency	On, Off
Optical Filter	On,Off
Voltage	100V~240V AC
Frequency	50Hz/60Hz

## HDL-500E LED Light Source

To cover different needs and preferences, we provide another LED light source, the HDL-500E, with a longer working time for the HD-500 endoscopy system.

Main Lamp	50W LED Lamp
Spare Lamp	14W LED Lamp;Auto switch
Average working hours	≥50,000 hours
Color Temperatur	5000K-7000K
CRI	≥90
Light control	Auto/Manual Lightness control
Air Pump	Off, Low, Mid, High
Transparency	On, Off
Voltage	100V~240V AC
Frequency	50Hz/60Hz

## 500 Series Endoscopes

The brand new 500 series endoscopes provide an HD image and are extremely light weight to improve the examination experience for everyone involved.

### Video Gastroscope----Standard Type

#### EG-500

This endoscope is designed with a wide 140° field of view providing exceptional visualization of the mucosa. With the slim 9.3mm outer diameter and water jet function, it is an excellent endoscope for clinical practice in the upper G.I tract.



Model	EG-500
Field of View	140°
Working length	1050mm
Total length	1350mm
Distal end diameter	9.3mm
Insertion tube diameter	9.3mm
Instrument channel diameter	2.8mm
Observation range	3-100mm
Bending angles (Up/Down)	210°/90°
Bending angles(Left/Right)	100°/100°

### Video Colonoscope---Standard Type

#### EC-500/EC-500T

The two models of the standard type colonoscope support daily examination of the lower G.I. tract with a wide 140° field of view and a large 3.8mm instrument channel. The water jet function also effectively helps to wash off the chyme and provide a clear observation view.



Model	EC-500	EC-500T
Field of View	140°	
Working length	1350mm	1700mm
Total length	1700mm	1950mm
Distal end diameter	12mm	
Insertion tube diameter	12.5mm	
Instrument channel diameter	3.8mm	
Observation range	3-100mm	
Bending angles (Up/Down)	180°/180°	
Bending angles(Left/Right)	160°/160°	

### Video Gastroscope----Therapeutic Type

#### EG-500L

With a 3.2mm instrument channel, EG-500L also has a slim outer diameter of 9.8mm and water jet function. It is suited for higher therapeutic treatment in the upper G.I. tract.



Model	EG-500L
Field of View	140°
Working length	1050mm
Total length	1350mm
Distal end diameter	9.8mm
Insertion tube diameter	9.8mm
Instrument channel diameter	3.2mm
Observation range	3-100mm
Bending angles (Up/Down)	210°/90°
Bending angles(Left/Right)	100°/100°

### Video Colonoscope----Therapeutic Type

#### EC-500L/EC-500L/T

These endoscopes have multiple attributes such as a wide 140° field of view, a large 4.2mm instrument channel and a water jet function. They are highly recommended for surgical treatment in the lower G.I. tract



Model	EC-500L	EC-500L/T
Field of View	140°	
Working length	1350mm	1700mm
Total length	1700mm	1950mm
Distal end diameter	12.9mm	
Insertion tube diameter	12.9mm	
Instrument channel diameter	4.2mm	
Observation range	3-100mm	
Bending angles (Up/Down)	180°/180°	
Bending angles(Left/Right)	160°/160°	