

JVC

6 Megapixel 30" Color Monitor CL-S600

The gold standard in medical imaging



i3 for Medical Imaging
SERIES

6MP

30"

1300
cd/m²

2000:1

Visual
Point
Mode

Turbo
Luminance

Dynamic
Range
Extension

Dynamic
Gamma

Auto
Text
Mode

Uniformity
Equalizer

Auto
Config
Select

Pixel
Enhancer

DisplayPort
Daisy
Chains

Color
Front
Sensor

Human
Presence
Sensor

Reading
Light

6 Megapixel 30" Color Monitor

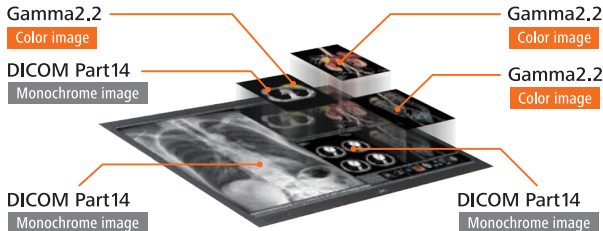
CL-S600

6MP for multi modality diagnosis

Providing optimal functions for diagnostic viewing such as DR, CT, MRI and pathology, CL-S600 with seamless and wide screen improves your workflow efficiency while reducing eye strain and ensuring space and energy saving.

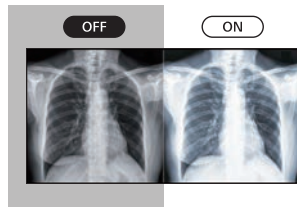
Dynamic gamma

Color images are automatically recognized to provide optimized contrast, brightness and gamma. No user intervention is required.



Improved visibility

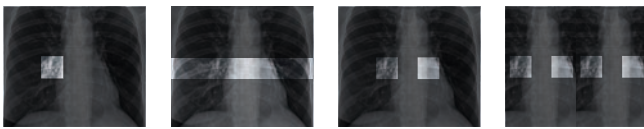
The Turbo Luminance function can boost screen brightness and contrast to maximum for 30 seconds to magnify identifiable grayscale gradations, contributing to finding out low contrast lesions.



Turbo Luminance

Focus on details

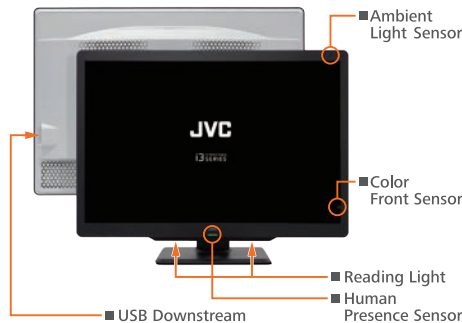
Using Visual Point Mode, you can focus on the detail where you want to see. (4 options of area shape) It can also be used in combination with the Turbo Luminance function.



Visual Point Mode with 4 options of area shape

Advanced features

- Reading Light
- LED Indicator / Front Buttons
- Built-in Sensor
- Space Saving
- Wire Management / DisplayPort Daisy Chains
- DICOM Conformance Check



• "JVC" is a brand of medical and industrial monitors manufactured and sold by JVCKENWOOD Corporation. • Company names and product names are the registered trademarks of the respective companies. • Product specifications and appearance are subject to change without notice. • Colors in photographs may differ from actual colors due to the printing process. • Images on screens are simulated.

Safety Precautions

- Please read the user's manual for safe and proper use.
- Do not expose the product to dust, moisture, steam, or oily smoke. It could cause fire, electric shock, or a failure.

Healthcare Business Division
JVCKENWOOD Corporation
3-12, Moriya-cho, Kanagawa-ku, Yokohama-shi,
Kanagawa, 221-0022, JAPAN
TEL : +81-45-450-1908 FAX : +81-45-450-1926
Email : medical-display.j@jvckenwood.com

JVC Healthcare Website

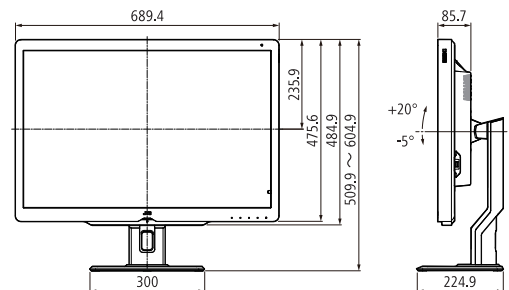


<http://healthcare.jvc.com/>

Specifications

Model Name	CL-S600	
Model Type	CL-S600BN(AG), CL-S600BA(AR)	
LCD Panel	Technology	30" color TFT IPS technology
	Display Area	645.5 mm × 409.34 mm
	Pixel Pitch	0.197 mm × 0.197 mm
	Maximum Luminance	1300 cd/m ² (typ.) 600 cd/m ² (calibrated)
	Contrast Ratio	2000 : 1 (typ.)
	Viewing Angle	178° vertical and horizontal
Visual Performance	Native Resolution	3280 × 2080
	Display Colors	16.77 million colors 1.07 billion colors with DisplayPort and 10-bit viewer
Interface	Input Signal	DisplayPort (DisplayPort 1.4) × 2
	Output Signal	DisplayPort (DisplayPort 1.4) × 1
	Plug and Play	DDC2B compliant
Input Power Supply	Input Power Supply	100 V - 240 V 50 / 60 Hz
	Power Consumption	80 W (typ.)
Features	Calibration Control	Luminance, Gamma, Color temperature, Capable of storing 5 sets of LUT (Optional Calibration Kit is required)
	OSD Information Display	Model name, Serial No., Total operating time, Calibration settings (Operating time since last calibration, Luminance, Gamma), Current Luminance, Color temperature and Ambient light, DICOM conformance
	USB Hub	USB Rev.2 compliant, Self-powered USB upstream connector (x1), USB downstream connector (x3)
	Other Features	Uniformity Equalizer, LED indicator, Reading Light, Advanced power management, Human Presence Sensor, Dynamic Gamma, Visual Point Mode, Turbo Luminance, Auto Text Mode, Luminance stabilization, Multiple LUT, Self DICOM check, Dynamic Range Extension, Auto Config Select, Pixel Enhancer, Self-calibration
Approvals	ANSI/AAMI ES60601-1 (2005) + A1 (2012), CAN/CSA-C22.2 No. 60601-1 (2014), CE (EN60601-1, EN60601-1-2), FCC Part15 subpart B Class B, ICES-003-B, VCCI-B, FDA510(k), J-Moss, RoHS, EAC, RCM	
Physical Characteristics	Dimensions (W × H × D)	With stand : 689.4 mm × 509.9 (604.9) mm × 224.9 mm Without stand : 689.4 mm × 475.6 (484.9) mm × 85.7 mm
	Weight	approx. 15.1 kg
	Tilt Stand	Tilt, Swivel
	Mount	VESA standard (100 mm × 100 mm)
Accessories	Power cord, DisplayPort cable, USB cable, Operation manual, Installation manual, Software (QA Medivisor Agent LE)	

Dimensions (mm)



Options

Calibration Kit CAL-016

- QA and calibration software [QA Medivisor Agent]
- Calibration sensor



Please contact our distributor below with inquiries and orders.