

Phlebotomy Tables, Tilt Tables and Accessories





Phlebology Tables

Phlebology Tables AGA-PHLEBO-LIFT and AGA-PHLEBO-MAT - Three-Section Tabletop

The vein treatment tables AGA-PHLEBO-LIFT have been developed specifically for the requirements of phlebology. The goal is to support physicians and medical personal in providing efficient medical treatment thanks to the electric adjustments (in height and tilt), the specially-designed accessories and the ease of use.

The vein treatment tables are available with a two- or three-section upholstered tabletop. The three-section AGA-PHLEBO-LIFT (Article No. VEKO-1060/3EE) is also available without height adjustment. This model, AGA-PHLEBO-MAT (Article No. VEKO-1062/3E), has a fixed working height of 930 mm (in the horizontal position) and only the tilting may be adjusted, using electric motors. The height adjustment cannot be retrofitted.

The vein treatment tables AGA-PHLEBO-LIFT and AGA-PHLEBO-MAT with a tabletop in three sections can be converted into gynaecology, proctology or rectoscopy examination chairs in just a few steps, by raising the backrest with a gas pressure spring and dropping the foot section using locking pins.



1 VEKO-1060/3EE

	AGA-PHLEBO-LIFT	AGA-PHLEBO-MAT
Article number	VEKO-1060/3EE	VEKO-1062/3E
Picture(s)	1, 2	3
Price		
Frame	Lacquered	
Length (mm)	1900	
Head/Seat/Foot section	1020/365/465	
Width (mm)	620 (680 with standard rails)	
Height adjustment (mm)	730-930 (Electric)	—
Fixed height (mm)	—	930
Tabletop	3 sections	
Upholstery thickness (mm)	64	
Maximum load (kg)	150	
Tilt adjustment	-20° / +74°	
Backrest adjustment	+30° (Gas pressure spring)	
Leg section adjustment	Fold down (Locking pins)	
Paper roll holder	P-2065/A	
Accessories	Pages 40-41	



2 VEKO-1060/3EE



3 VEKO-1062/3E

Additional Features

The three-section vein treatment tables include:

- A pair of side-mounted standard rails (length 900 mm),
- A pair of black ring armrests with mounting clamps,
- A black footrest,
- A neckroll with two straps,
- A pull-out support rod,
- A safety limit switch,
- The foot switch(es),
- Cutouts in the seat/foot sections,
- Levelling feet in the frame base.

Phlebology Tables

Phlebology Tables AGA-PHLEBO-LIFT and AGA-PHLEBO-MAT - Two-Section Tabletop

The previous three-section combined phlebology tables are available with a tabletop in two parts, for specific use in pure phlebology and dermatology.

The AGA-PHLEBO-LIFT (Article No. VEKO-1060/EE) with a tabletop in two sections features continuous electric height and tilt adjustment. The AGA-PHLEBO-MAT (Article No. VEKO-1062/3E) features continuous tilt adjustment by electric motors but has a fixed working height of 930 mm (in the horizontal position). The height adjustment cannot be retrofitted.

The maintenance-free and extremely quiet electric motors are controlled by air pulses via a foot switch. Drive specifications (each unit): 230V, 50/60Hz, 3,7A, 850W, IPX4, v=14mm/s, 7000N.

	AGA-PHLEBO-LIFT	AGA-PHLEBO-MAT
Article number	VEKO-1060/EE	VEKO-1062/E
Picture(s)	In 1	2
Price		
Frame	Lacquered	
Length (mm)	1900	
Head/Main section	500/1400	
Width (mm)	620 (680 with standard rails)	
Height adjustment (mm)	730-930 (Electric)	—
Fixed height (mm)	—	930
Tabletop	2 sections	
Upholstery thickness (mm)	64	
Maximum load (kg)	150	
Tilt adjustment	-20° / +74°	
Headrest adjustment	+40° (Clamping rods)	
Paper roll holder	P-2065/A	
Accessories	Pages 40-41	



1 VEKO-1060/EE, LR/Z-50

Additional Features

The above models include:

- A pair of side-mounted standard rails (length 900 mm),
- A pair of black ring armrests with mounting clamps,
- A pull-out support rod,
- A cutout in the foot section,
- A black footrest,
- The foot switch(es),
- Levelling feet in the frame base.



2 VEKO-1062/E

Tilt Tables

Cardiology Tilt Tables

The vein treatment tables presented on the previous page have been redesigned specifically for the tilt table test, a medical examination method whereby the blood pressure of patients is evaluated according to changes in position. These cardiology tilt tables are available in two versions, without echo-cutout (Article No. KT-1062/E and KT-1060/EE) and with echo-cutout (Article No. EKAT-1062/E and EKAT-1060/EE).



1 EKAT-1060/EE, LR/Z-50



2 KT-1060/EE, LR/Z-50, WM-30

Article Number	KT-1060/EE	KT-1062/E	EKAT-1060/EE	EKAT-1062/E
	Without echo-cutout		With echo-cutout	
Picture(s)	In 2	3	In 1	Similar 1
Price				
Frame	Lacquered			
Length (mm) Head/Main section	1900 500/1400			
Width (mm)	620 (680 with standard rails)			
Height adjustment (mm)	730-930 (Electric)	—	730-930 (Electric)	—
Fixed height (mm)	—	730	—	730
Echo-cutout (mm)	—		300x250 (LxW)	
Tabletop	2 sections			
Upholstery thickness (mm)	64			
Maximum load (kg)	150			
Tilt adjustment	-20° / +74°			
Headrest adjustment	+40° (Clamping rods)			
Paper roll holder	P-2065/A			
Accessories	Pages 40-41			

Additional Features

- The cardiology tilt tables include side-mounted standard rails (length 1560 mm), a pair of black ring armrests with mounting clamps, a black footrest, a patient strapping belt (2200x250 mm, LxW), the foot switch(es), a cutout at the foot end, levelling feet in the frame base and a pull-out support rod for stability.
- An upholstered insert to close the echo-cutout is included with models EKAT-1060/EE and EKAT-1062/E.



3 KT-1062/E

Tilt Tables

Therapy Tilt Tables / Standing Boards

These therapeutic tilt tables, or standing boards (Article No. KT-1080/EE and KT-10100/EE) can be used in various ways, for example for the treatment of patients with neurological diseases, head or back injuries, or paraplegic patients. They are ideally suited for patient mobilisation in neurology, surgery, physiotherapy and orthopedics.

Article Number	KT-1080/EE	KT-10100/EE
Picture(s)	1, 2	Similar 1, 2
Price		
Frame	Lacquered	
Length (mm) Head/Main section	1900 500/1400	
Width (mm)	800 (860 with standard rails)	1000 (1060 with standard rails)
Height adjustment (mm)	520-960 (Electric)	
Tabletop	2 sections	
Upholstery thickness (mm)	64	67
Maximum load (kg)	130	
Tilt adjustment	0° / +90° (Electric)	
Headrest adjustment	+35° (Grid)	
Paper roll holder	P-2080/A	P-20100/A
Accessories	Pages 40-41	



1 KT-1080/EE

Additional Features

- In order to provide the patient with the necessary physical and mental security during treatment, a combination of upholstery cutout at the foot end with extra-large, removable footboard was developed for the tilting tables.
- The electric height and tilt adjustments are done with maintenance-free, extremely quiet electric motors controlled by air pulses via hand or foot switch.
- The height adjustment is controlled by a foot switch.
Drive specifications: 230V, 50/60Hz, 3,7A, 360W, IPX4, v=14mm/s, 7000N.
- The tilt adjustment is controlled by a hand switch.
Drive specifications: 230V, 50/60Hz, 1,8A, 360W, IPX4, v=7mm/s, 10000N.

The therapy tilt tables include :

- A pair of side-mounted standard rails (length 1560 mm),
- A mobile base on retractable castors (castors Ø 75 mm),
- A removable footrest (320x800/1000, LxW),
- An integrated angle indicator,
- Hand and foot switches,
- A cutout in the upholstery at the foot end.








2 KT-1080/EE

Accessories

Accessories for Phlebology Tables and Tilt Tables

Picture	Article Number	Description	Price
	PEF-1043	Upholstery insert to close the foot cutout, in order to provide the patient with a more comfortable horizontal lying position.	
	LR/Z-50	Mobile base with central locking castor system (castors Ø 50 mm). The base is equipped with two fixed castors (at the foot end) and two multi-directional castors (at the head end). The black foot pedal to lock/unlock is located at the head end of the base frame. *Retrofitting is not possible.	
	P-2065/A P-2080/A P-20100/A	Paper roll holder, chrome-plated, width 650 mm. Paper roll holder, chrome-plated, width 800 mm. Paper roll holder, chrome-plated, width 1000 mm. With mounting hardware, to be attached at the head end.	
	FR-60	Heel rest, recommended for use in phlebology. The patient can rest the heels on the bolster (attached with hook-and-loop fasteners to the black footboard). The medical staff then has both hands free to bandage the patient's legs.	
	PG-220 PG-260	Patient strapping belt, dimensions 2200x250 mm, LxW. Patient strapping belt, dimensions 2600x250 mm, LxW. To secure the patient's position. Upholstery colours on page 4.	
	VA-40/V	Stainless steel bowl with holder and safety limit switch. Located directly under the pelvic cutout. *Retrofitting is not possible.	
	WM-30	Angle indicator/protractor made of stainless steel, may be installed on the right or the left-hand side. *Retrofitting is not possible.	
	KVG	Headrest adjustment by gas pressure spring (instead of clamping rod mechanism). *Retrofitting is not possible.	
	GS-1710 EfGS	Face cutout in the headrest, oval, dimensions 205x105 mm (LxW). *Retrofitting is not possible. Upholstered insert to close the face cutout.	
	A-2047	Arm support, chrome-plated, dimensions 400x120 mm (LxW), with swivel mechanism, PU-foam pad with black upholstery. *Mounting clamp for standard rail included.	

3-pc. tabletop 	2-pc. tabletop 	Cardiology Tilt Tables 			Therapy Tilt Tables 
VEKO-1060/3EE VEKO-1062/3E	VEKO-1060/EE VEKO-1062/E	EKAT-1060/EE EKAT-1062/E	KT-1060/EE KT-1062/E	KT-1080/EE KT-10100/EE	
▪	▪	▪	▪	—	
▪	▪	▪	▪	—	
▪	▪	▪	▪	▪	
▪	▪	▪	▪	—	
▪	▪	✓	✓	▪	
▪	—	—	—	—	
—	▪	▪	▪	✓	
✓	▪	▪	▪	—	
—	▪	▪	▪	▪	
—	▪	▪	▪	▪	
▪	▪	▪	▪	▪	

✓ included in delivery ▪ available (extra charge) — not available