

SIEMENS



www.siemens.com/HELX

Present Smart. Future Ready.

ACUSON S Family Ultrasound Systems


Answers for life.

Enter the HELX Evolution



Image Quality

HD from Transducer to Display



Workflow

Streamlined



Sustainability

Cost-Effective

Present Smart

Tomorrow's challenges aren't known today. They never are. Tomorrow remains unknown. But unknown doesn't have to mean unprepared.

The ultrasound you choose today can be the same ultrasound you'll need tomorrow.

The HELX™ Evolution is a new release for the ACUSON S Family™ ultrasound system that delivers stunning image quality, smart operational efficiency, and cost-effective sustainable value.



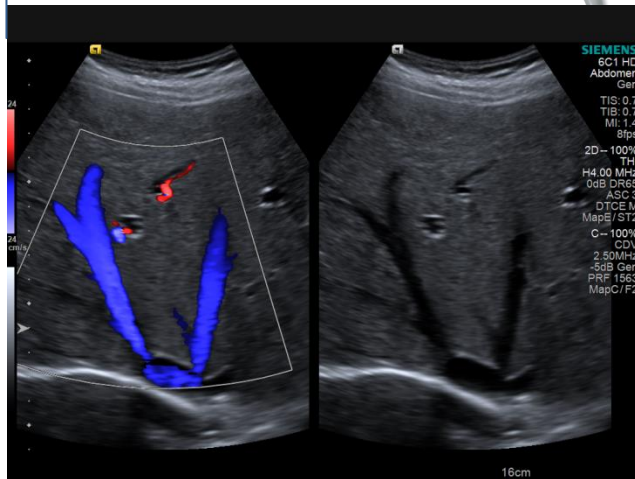
Future Ready

SieStream™ HD Architecture delivers high definition imaging from our high density element array transducers to our widescreen HD display with greater than fifty percent increase in pixel density.

A more streamlined workflow experience delivered by multiple viewing modes, heads-up display, wireless DICOM reporting, and two redesigned women's health probes for ergonomic comfort.

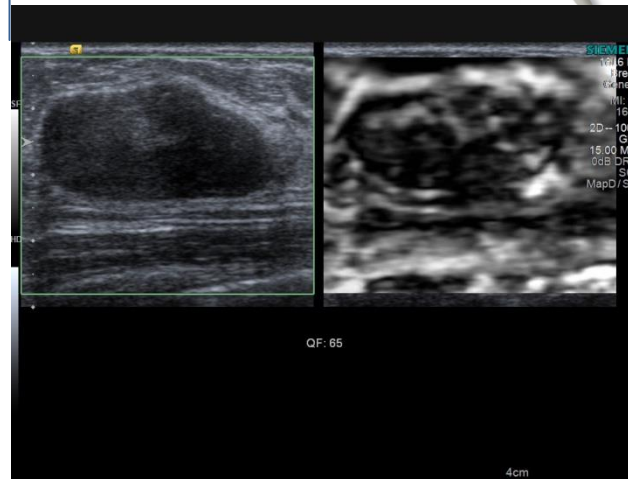
Flexible architecture that is 99% recyclable and can easily evolve an ACUSON S1000™ ultrasound system today to an ACUSON S2000™ ultrasound system or an ACUSON S3000™ ultrasound system in the future as needed.

Live Dual 6C1 HD Transducer (Curved)



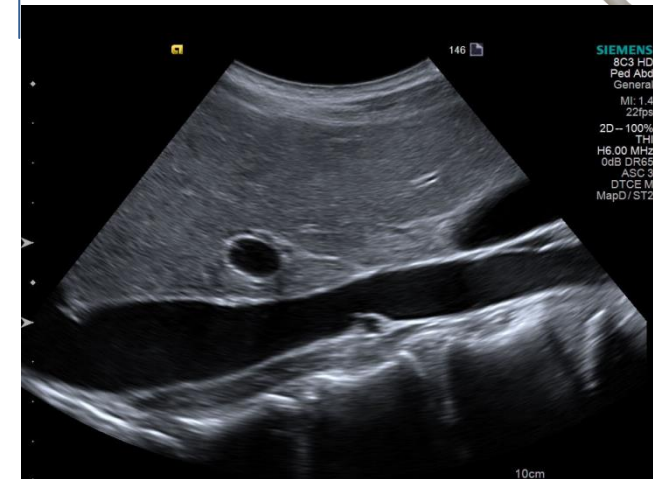
Hepatic Venous Confluence

eSieTouch™ Elasticity Imaging 18L6 HD Transducer (Linear)



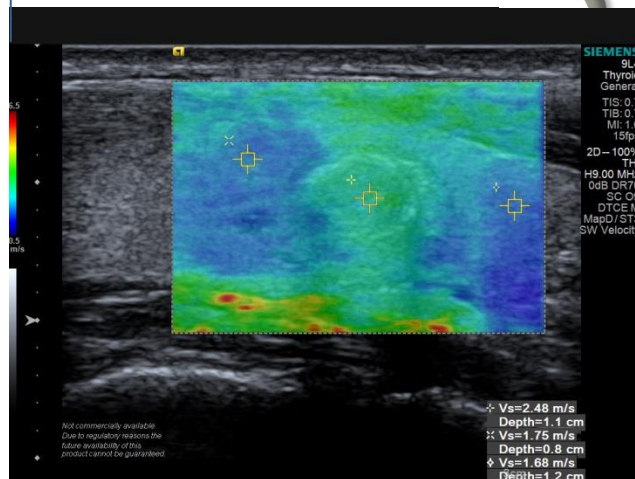
Breast Fibroadenoma

Expanded Field of View 8C3 HD Transducer (Curved)



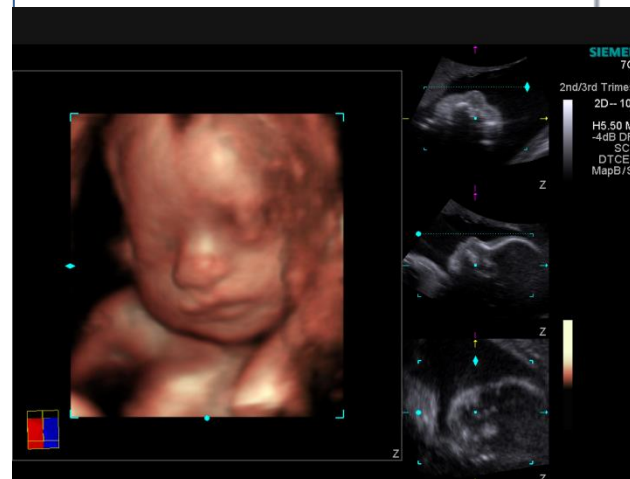
Pediatric Liver

Virtual Touch™ IQ 9L4 Transducer (Linear)



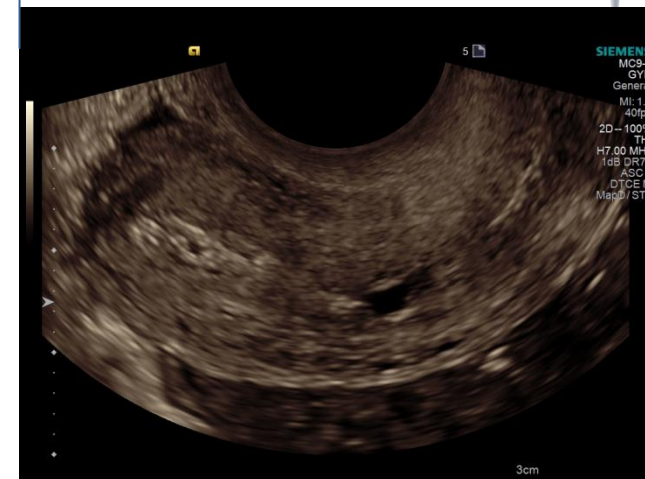
Multinodular

OB Imaging 7CF1 Transducer (Wobbler)



4D Surface Rendered Fetal Face

GYN Imaging MC9-4 Transducer (Endocavity)



Heterogenous Endometrium

ACUSON S Family Ultrasound System

Present Smart. Future Ready.



Contrast Enhanced Ultrasound*

- Cadence™ Contrast Harmonic Imaging
- Cadence™ Contrast Pulse Sequencing
- Data transfer to Bracco Vuebox™ Quantification Toolbox



SieStream™ HD Architecture

- 50% Increase in pixel density
- 20% Larger PACs image size
- 80% Internal new hardware
- 99% recyclable components



Workflow Enhancements

- Full screen viewing mode
- Heads-up Display
- Two New Women's Health probes
- Wireless DICOM Reporting



Upgradeability

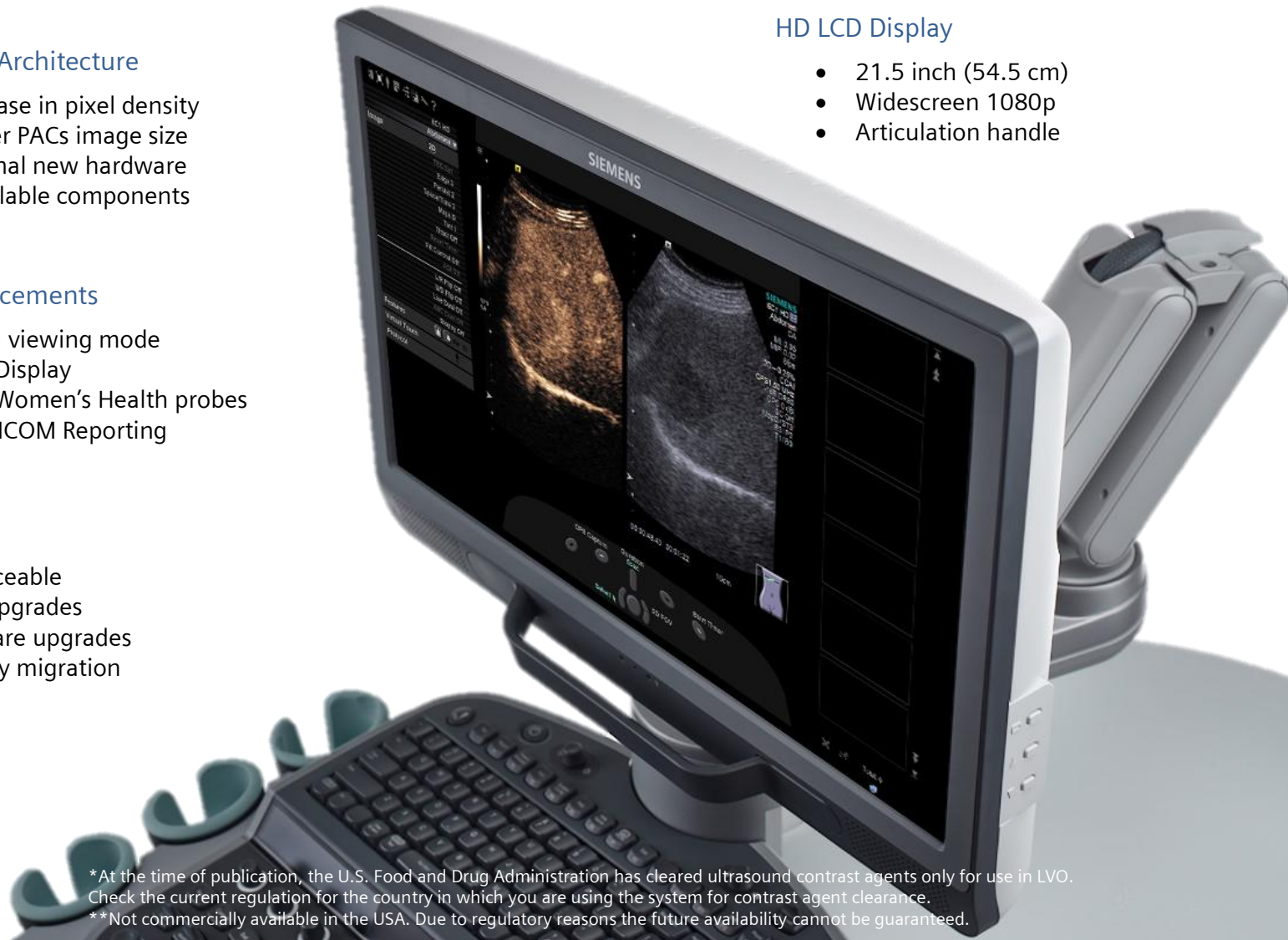
- Field serviceable
- Platform upgrades
- HD hardware upgrades
- Technology migration

Virtual Touch™ technologies

- Virtual Touch™ Imaging
- Virtual Touch™ Quantification*
- Virtual Touch™ IQ

HD LCD Display

- 21.5 inch (54.5 cm)
- Widescreen 1080p
- Articulation handle



*At the time of publication, the U.S. Food and Drug Administration has cleared ultrasound contrast agents only for use in LVO. Check the current regulation for the country in which you are using the system for contrast agent clearance.

**Not commercially available in the USA. Due to regulatory reasons the future availability cannot be guaranteed.

Flexible Platform

ACUSON S3000™ Ultrasound System Premium Performance. Extraordinary Technology.



Premier system with top-of-the-line premium general imaging and interventional radiology system including pioneering technologies such as eSieFusion™ Imaging & eSieGuide Needle Tracking.

ACUSON S2000™ Ultrasound System Premium Performance. Expanded Insights.



All-purpose general imaging system specializing in women's health including automated protocols, Virtual Touch™ technologies, Contrast-enhanced ultrasound*, HD transducers, and 3D total breast ultrasound

ACUSON S1000™ Ultrasound System Premium Performance. Exceptional Value.



Affordable entry-level system that is fully upgradeable including the addition of the 18L6 HD transducer to support vascular health and shared service operation.



Feature Migration	ACUSON S3000 System	ACUSON S2000 System	ACUSON S1000 System
HD Hardware Performance	Option	Option	Option
Contrast Harmonic Imaging*	Option	Option	Option
Contrast Pulse Sequencing*	Option	Option	Option
Data Transfer to VueBox™ Quantification Toolbox*	Option	Option	Option
Data Transfer to Nuance™ Powerscribe 360 Reporting	Standard	Option	Option
ASSC with Color	Standard	Option	Option
Wireless DICOM Reporting	Standard	Option	Option
Multi-modality Review	Standard	Option	Option
18L6 HD Transducer	Option	Option	Option
7CF1 & MC9-4 Transducers	Option	Option	Option
Virtual Touch™ Quantification**	Option	Option	
Virtual Touch™ Imaging	Option	Option	
Virtual Touch™ IQ	Option	Option	
8C3 HD Transducer	Option	Option	
eSieFusion™ Imaging	Option		
eSieGuide™ Needle Tracking	Option		
3D Total Breast Ultrasound		Option	

*At the time of publication, the U.S. Food and Drug Administration has cleared ultrasound contrast agents only for use in LVO. Check the current regulation for the country in which you are using the system for contrast agent clearance.

**Not commercially available in the USA. Due to regulatory reasons the future availability cannot be guaranteed.

Standalone clinical images may have been cropped to better visualize pathology.

ACUSON S Family, ACUSON S1000, ACUSON S2000, ACUSON S3000, Cadence, eSieFusion, eSie Touch, HELX, SieStream, and Virtual Touch are trademarks of Siemens Medical Solutions USA, Inc.

QR Code® is a registered trademark of DENSO WAVE INCORPORATED.



Read the QR Code® with the QR Code reader in your mobile!



Global Siemens Headquarters

Siemens AG
Wittelsbacherplatz 2
80333 Muenchen
Germany

Global Siemens Healthcare Headquarters

Siemens AG
Healthcare Sector
Henkestrasse 127
91052 Erlangen
Germany
Phone: +49 9131 84-0
www.siemens.com/healthcare

Legal Manufacturer

Siemens Medical Solutions USA, Inc.
Ultrasound
685 East Middlefield Road
Mountain View, CA 94043
Phone: +1-888-826-9702
www.siemens.com/ultrasound

WS 1113. | © 11.2013, Siemens Medical Solutions USA, Inc.

www.siemens.com/HELX