

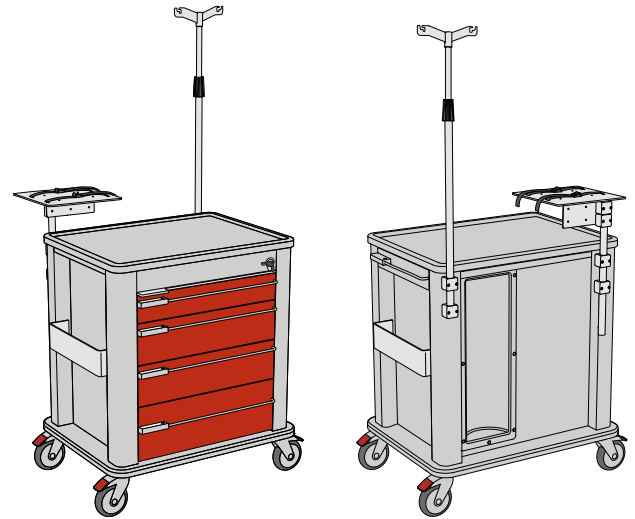
prolite emergency

WEGG

when seconds matter, Emergency trolley function is to provide a more efficient mean of getting the best available emergency care to the patients as quick as possible; easy manoeuvrability, simultaneous access and organization must be guaranteed



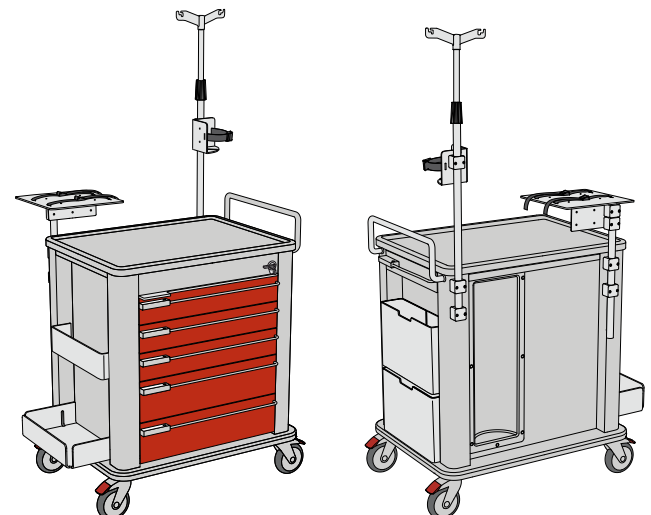
code	description	pcs
PLS600EM A	Prolite 600 Emergency A	
PS6002	Prolite Standard Emergency basic body, overall measures mm 835x645x940 h	1
1060	seal locking	1
6010RD	drawer mm 105 h front HPL prored finish	1
6015RD	drawer mm 157 h front HPL prored finish	2
6021RD	drawer mm 210 h front HPL prored finish	1
2011	side storage bin	2
3001	2 hook IV pole adjustable height	1
5003	stationary defibrillator tray, steel	1



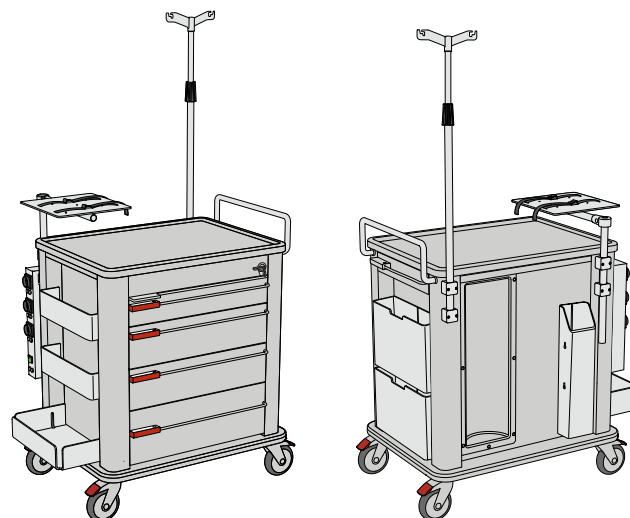
code	description	pcs
PLS600EM B	Prolite 600 Emergency B	
PS6002	Prolite Standard Emergency basic body, overall measures mm 835x645x940 h	1
1060	seal locking	1
1050	stainless steel pushing handle	1
6010RD	drawer mm 105 h front HPL prored finish	3
6015RD	drawer mm 157 h front HPL prored finish	2
2010	side tilt out pocket	2
2011	side storage bin	2
3001	2 hook IV pole adjustable height	1
5001	rotating defibrillator tray, fixed shelf	1



code	description	pcs
PLS600EM C	Prolite 600 Emergency C	
PS6002	Prolite Standard Emergency basic body, overall measures mm 835x645x940 h	1
1060	seal locking	1
1050	stainless steel pushing handle	1
6010RD	drawer mm 105 h front HPL prored finish	3
6015RD	drawer mm 157 h front HPL prored finish	2
2010	side tilt out pocket	2
2011	side storage bin	1
3001	2 hook IV pole adjustable height	1
5001	rotating defibrillator tray, fixed shelf	1
5010	suction pump shelf	1
1001	adjustable sharps container holder	1



code	description	pcs
PLS600EM D	Prolite 600 Emergency D	
PS6002	Prolite Standard Emergency basic body, overall measures mm 835x645x940 h	1
1060	seal locking	1
1050	stainless steel pushing handle	1
6010ALRD	drawer mm 105 h front proalu finish	1
6015ALRD	drawer mm 157 h front proalu finish	2
6021ALRD	drawer mm 210 h front proalu finish	1
2010	side tilt out pocket	1
2011	side storage bin	2
3001	2 hook IV pole adjustable height	1
5002	rotating defibrillator tray lockable in different positions	1
5010	suction pump shelf	1
5020	plugs for medical device	1
1020	catheter holder	1



code	description	pcs
PLT400EM H	Prolite 400 Emergency H	
PT4001	Prolite Tiny basic body, overall measures mm 635x645x940 h	1
1040	seal locking	1
4010RD	drawer mm 105 h front HPL pored finish	3
4015RD	drawer mm 157 h front HPL pored finish	2
2011	side storage bin mm 100 h	2
3001	2 hook IV pole adjustable height	1
5001	rotating defibrillator tray, fixed shelf	1
5011	additional oxygen tank holder	1
5012	additional CPR cardiac massage board	1

